


INNOMOTICS

Siemens LV Motors are now **Innomotics**

Same heritage, new horizons.



List Price LP-Mot / 205 | 1st July, 2024

**Redefining reliable motion
for a better tomorrow**



Motor configuration at your fingertips



Introducing SPC tool – an online configurator tool for Innomotics Moves! 1LE7 Motors

Product Configuration tool, getting customized Innomotics Moves! 1LE7 documents is now faster and easier than ever before.

The SPC tool enables you to get easy and un-restricted access to the Innomotics Moves! 1LE7 motor portfolio and its comprehensive range of documents anytime, anywhere without depending on anyone.



Round-the-clock
Access



Comprehensive
Document Downloads



Simple & User
Friendly Interface

CAD drawings for variety of CAD softwares including 3D models also available.

**To know more, Please contact nearest sales representative
or scan QR code.**

INNOMOTICS

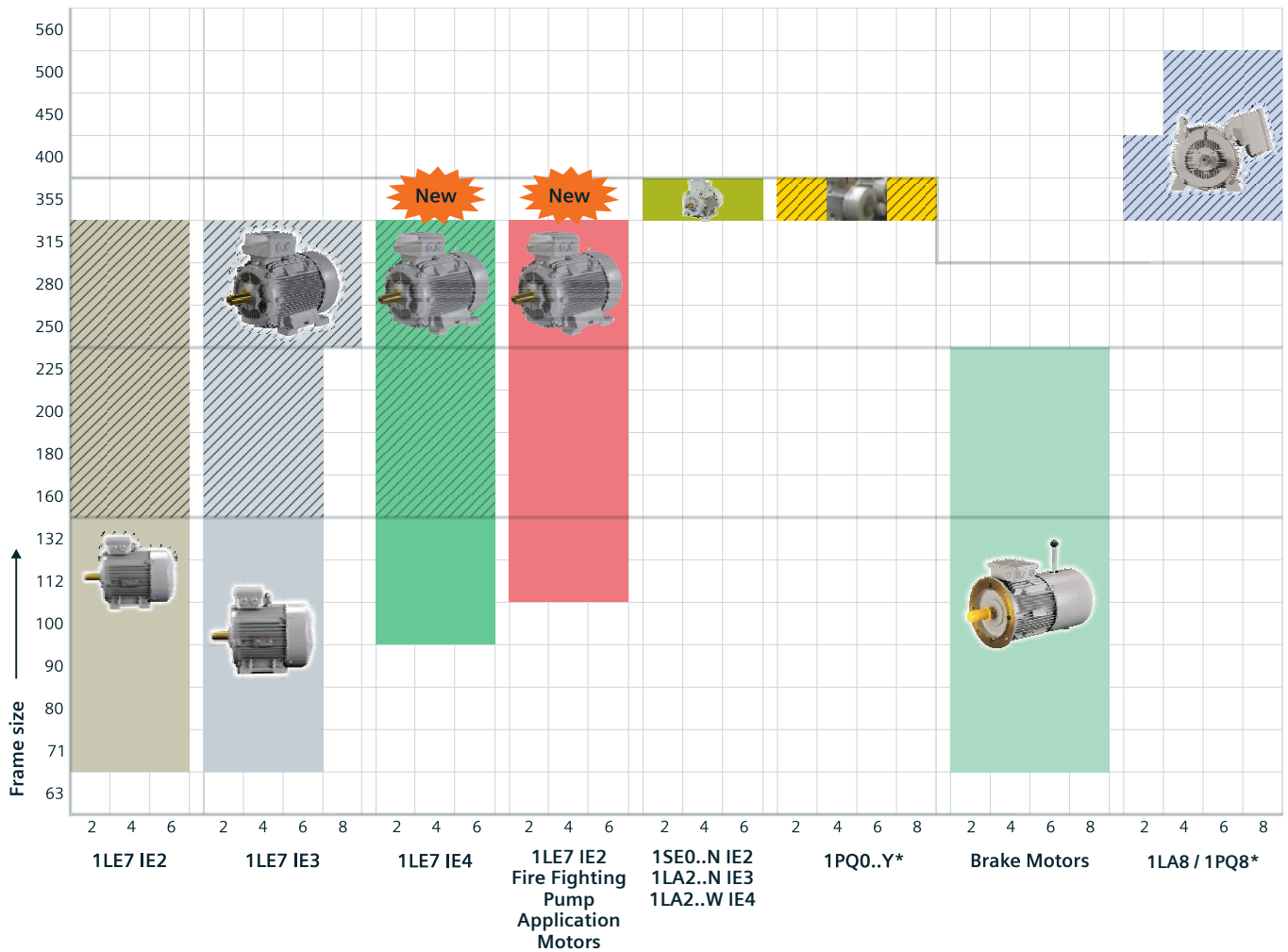
Index

Sr. No.	Topic	Page no.
All motors are Totally Enclosed Fan Cooled (TEFC) with Squirrel Cage Rotor		
1	Innomotics Moves! 1LE7 Series 71 - 225 frame 2 Pole (0.25kW - 45kW), 4 Pole (0.18kW - 45kW), 6 Pole (0.18kW - 30kW)	IE2 6
2	Innomotics Moves! 1LE7 Series 250 - 315 frame 2 Pole (55kW - 200kW), 4 Pole (55kW - 200kW), 6 Pole (37kW - 132kW)	IE2 7
3	Innomotics Moves! 1LE7 Series 71 - 225 frame 2 Pole (0.25kW - 45kW), 4 Pole (0.18kW - 45kW), 6 Pole (0.18kW - 30kW), 8 Pole (0.12kW - 22kW)	IE3 8
4	Innomotics Moves! 1LE7 Series 250 - 315 frame 2 Pole (55kW - 200kW), 4 Pole (55kW - 250kW), 6 Pole (37kW - 200kW), 8 Pole (30kW - 110kW)	IE3 10
5	Innomotics Moves! 1LE7 Series 100 - 225 frame 2 Pole (3.7kW - 45kW), 4 Pole (2.2kW - 45kW), 6 Pole (1.5kW - 30kW)	IE4 12
6	Innomotics Moves! 1LE7 250 - 315 frame 2 Pole (55kW - 200kW), 4 Pole (55kW - 200kW), 6 Pole (37kW - 132kW)	IE4 13
7	Innomotics Moves! 1LE7 Fire Fighting Pump Application Motors, 112-315 frame 2 Pole (5.5kW - 180kW)	IE2 14
8	Price Add-ons: Non-standard features / Accessories - For 1LE7 series of motors	16
9	CHAMPION Series Motors - 355 Frame size 1SE0..N 2 Pole (250kW - 315kW), 4 Pole (250kW - 315kW), 6 Pole (160kW - 250kW)	IE2 23
	1LA2..N 2 Pole (250kW - 315kW), 4 Pole (250kW - 315kW), 6 Pole (160kW - 250kW)	IE3
	1SE0..Y 8 Pole (132kW - 200kW)	IE3
	1LA2..W 2 Pole (250kW - 315kW), 4 Pole (250kW - 315kW), 6 Pole (160kW - 250kW)	IE4 24
	1PQ0 Motors for VFD Duty Constant Torque Applications 2 Pole (250kW - 315kW), 4 Pole (250kW - 315kW), 6 Pole (160kW - 250kW) & 8 Pole (132kW - 200kW)	IE3
10	1LA8 N Compact Motors 2 Pole (355kW - 710kW), 4 Pole (355kW - 1250kW), 6 Pole (315kW - 1000kW), 8 Pole (250kW - 790kW)	26
11	1PQ8 N Compact Motors for VFD Duty Constant Torque Applications Pole (355kW - 675kW), 4 Pole (355kW - 1180kW), 6 Pole (315kW - 950kW), 8 Pole (250kW - 750kW)	27
12	Price Add-ons: Non-standard features / Accessories - For 1SE0, 1LA2, 1PQ0 and 1LA8 [1PQ8]	29

For Technical details, Please refer catalogues or contact our nearest sales office.

- This replaces our price list LP-Mot/204, 1st April 2022.
- Prices are subject to change without notice.
- Prices are ex-works/ex-godown and excluding GST which will be charged extra as actuals
- While motor output is given in kW and HP, the former is binding.

LV Motors Range



 IC 416 is possible for frame 160 onwards.


* 1PQ0..Y & 1PQ8 motor is available in IC416 cooling only.

INNOMOTICS

Ask for motors with IVIC-C

(Stress category C, Severe)

Increased reliability with
Partial Discharge free operation



- Available for complete range.
- Enhanced Reliability.
- Stress category "C" as per latest standard – IEC 60034-18-41 / IS 15999-18-41.

Innomotics Moves!

Cast iron series 1LE7 - IE2

Degree of Protection IP55, Insulation Class 'F', Ambient 50°C, S1 duty, Cast Iron housing, Method of Cooling - IC411, 415V ± 10%, 50Hz ± 5%, combined 10%, IMB3 (foot mounted) version as per IS:12615 / IEC:60034-1

2 - Pole 3000 rev/min							
Output		Frame Size	Mounting holes	Ordering Code (MLFB)	Unit LP in ₹	●	▲
kW	HP						
240VΔ/415VY 50Hz*							
0.25	0.35	71	-	1LE7601-OCA22-3AA4#	23,100	●	▲
0.37	0.5	71	-	1LE7501-OCA22-3AA4#	23,100	●	▲
0.55	0.75	71	-	1LE7501-OCA32-3AA4#	24,780	●	▲
0.75	1	80	-	1LE7501-ODA22-3AA4	28,275	●	▲
1.1	1.5	80	-	1LE7501-ODA32-3AA4	30,745	●	▲
1.5	2	90S	S & L	1LE7501-OEA02-3AA4	37,195	●	▲
415VΔ 50Hz							
2.2	3	90L	S & L	1LE7501-OEA43-5AA4	43,995	●	▲
3.7	5	100L	-	1LE7501-1AA53-5AA4	56,760	●	▲
4.0	5.5	112M	-	1LE7501-1BA23-5AA4 B59	78,910	■	■
5.5	7.5	112M	-	1LE7501-1BA73-5AA4 B59	81,400	■	■
5.5	7.5	132S	S & M	1LE7501-1CA03-5AA4	87,720	●	▲
7.5	10	132S	S & M	1LE7501-1CA13-5AA4	96,000	●	▲
9.3	12.5	132S	S & M	1LE7501-1CA79-0AA4 M1Y	1,40,045	■	■
11	15	132S	S & M	1LE7501-1CA73-5AA4	1,58,720	■	■
11	15	160M	M & L	1LE7501-1DA23-5AA4	1,95,415	●	▲
15	20	160M	M & L	1LE7501-1DA33-5AA4	2,15,820	●	▲
18.5	25	160L	M & L	1LE7501-1DA43-5AA4	2,60,905	●	▲
22	30	160L	M & L	1LE7501-1DA73-5AA4	2,78,190	■	■
22	30	180M	M & L	1LE7501-1EA23-5AA4	2,92,830	●	▲
30	40	180M	M & L	1LE7501-1EA73-5AA4	3,91,285	■	■
30	40	200L	-	1LE7501-2AA43-5AA4	4,13,175	●	▲
37	50	180M	M & L	1LE7501-1EA83-5AA4	4,76,065	■	■
37	50	200L	-	1LE7501-2AA53-5AA4	4,59,480	●	▲
45	60	200L	-	1LE7501-2AA73-5AA4	5,79,120	■	■
45	60	225M	S & M	1LE7501-2BA23-5AA4	5,90,940	●	▲

+ As industry standard ratings ≤1.5kW are star connected and ratings >1.5kW are delta connected

All 1LE76 motors which are delivered on or after 1st July 2021 will not carry CE mark.

CE mark will be stamped on the nameplate only if the motor conforms to the requirements of COMMISSION REGULATION (EU) 2019/1781 of 1st October 2019 and its amendment issued vide COMMISSION REGULATION (EU) 2021/341 of 23rd February 2021 of the European Union as effective from 1st July 2023.

Click on following symbols provided against respective ordering code for downloading data sheets and general arrangement drawing (GAD).

● Datasheet

▲ GAD

■ Please check with nearest sales office for Documents

Ratings 0.75kW & above in IE2 are not covered under ecodesign requirement of COMMISSION REGULATION (EU) 2019/1781 of 1st October 2019 and its amendment issued vide COMMISSION REGULATION (EU) 2021/341 of 23rd February 2021 of the European Union as effective from 1st July 2023 and therefore will not carry CE marking.

4 - Pole 1500 rev/min							
Output		Frame Size	Mounting holes	Ordering Code (MLFB)	Unit LP in ₹	●	▲
kW	HP						
240VΔ/415VY 50Hz*							
0.18	0.25	71	-	1LE7601-0CB22-3AA4#	23,520	●	▲
0.25	0.35	71	-	1LE7501-0CB22-3AA4#	23,520	●	▲
0.37	0.5	71	-	1LE7501-0CB32-3AA4#	24,150	●	▲
0.55	0.75	80	-	1LE7501-0DB22-3AA4#	29,240	●	▲
0.75	1	80	-	1LE7501-0DB32-3AA4	31,390	●	▲
1.1	1.5	90S	S & L	1LE7501-0EB02-3AA4	37,485	●	▲
1.5	2	90L	S & L	1LE7501-0EB42-3AA4	42,840	●	▲
415VΔ 50Hz							
2.2	3	100L	-	1LE7501-1AB43-5AA4	52,140	●	▲
3.7	5	112M	-	1LE7501-1BB23-5AA4	65,685	●	▲
5.5	7.5	132S	S & M	1LE7501-1CB03-5AA4	87,290	●	▲
7.5	10	132M	S & M	1LE7501-1CB23-5AA4	1,06,210	●	▲
9.3	12.5	132M	S & M	1LE7501-1CB79-0AA4 M1Y	1,52,375	■	■
11	15	160M	M & L	1LE7501-1DB23-5AA4	1,83,150	●	▲
15	20	160L	M & L	1LE7501-1DB43-5AA4	2,12,960	●	▲
18.5	25	180M	M & L	1LE7501-1EB23-5AA4	2,88,640	●	▲
22	30	180L	M & L	1LE7501-1EB43-5AA4	3,10,530	●	▲
30	40	200L	-	1LE7501-2AB53-5AA4	4,28,925	●	▲
37	50	225S	S & M	1LE7501-2BB03-5AA4	5,25,785	●	▲
45	60	225M	S & M	1LE7501-2BB23-5AA4	5,93,830	●	▲

6 - Pole 1000 rev/min							
Output		Frame Size	Mounting holes	Ordering Code (MLFB)	Unit LP in ₹	●	▲
kW	HP						
240VΔ/415VY 50Hz*							
0.18	0.25	71	-	1LE7501-0CC22-3AA4#	26,875	●	▲
0.25	0.35	71	-	1LE7501-0CC32-3AA4#	27,305	●	▲
0.37	0.5	80	-	1LE7501-0DC22-3AA4#	29,670	●	▲
0.55	0.75	80	-	1LE7501-0DC32-3AA4#	31,605	●	▲
0.75	1	90S	S & L	1LE7501-0EC02-3AA4	39,380	●	▲
1.1	1.5	90L	S & L	1LE7501-0EC42-3AA4	45,540	●	▲
1.5	2	100L	-	1LE7501-1AC42-3AA4	55,000	●	▲
415VΔ 50Hz							
2.2	3	112M	-	1LE7501-1BC23-5AA4	66,975	●	▲
3.7	5	132S	S & M	1LE7501-1CC13-5AA4	96,000	●	▲
5.5	7.5	132M	S & M	1LE7501-1CC33-5AA4	1,13,305	●	▲
7.5	10	160M	M & L	1LE7501-1DC23-5AA4	1,80,450	●	▲
11	15	160L	M & L	1LE7501-1DC43-5AA4	2,18,250	●	▲
15	20	180L	M & L	1LE7501-1EC43-5AA4	2,97,900	●	▲
18.5	25	200L	-	1LE7501-2AC43-5AA4	3,67,545	●	▲
22	30	200L	-	1LE7501-2AC53-5AA4	3,99,150	●	▲
30	40	225M	S & M	1LE7501-2BC23-5AA4	5,40,075	●	▲

Innomotics Moves!

Cast iron series 1LE7-IE2

Degree of Protection IP55, Insulation Class 'F', Ambient 50°C, S1 duty, Cast Iron housing, Method of Cooling - IC411, 415V ± 10%, 50Hz ± 5%, combined 10%, IMB3 (foot mounted) version as per IS:12615 / IEC:60034-1

2 - Pole 3000 rev/min							
Output		Frame Size	Mounting holes	Ordering Code (MLFB)	Unit LP in ₹	●	▲
kW	HP						
55	75	200L	-	1LE7501-2AA83-5AA4	6,96,270	■	■
55	75	225M	S & M	1LE7501-2BA73-5AA4	7,56,845	■	■
55	75	250M	-	1LE7501-2CA23-5AA4	8,54,130	●	▲
75	100	250M	-	1LE7501-2CA73-5AA4	10,75,230	■	■
75	100	280S	S & M	1LE7501-2DA03-5AA4	11,31,805	●	▲
90	120	250M	-	1LE7501-2CA83-5AA4	11,59,490	■	■
90	120	280M	S & M	1LE7501-2DA23-5AA4	12,88,325	●	▲
110	150	280M	S & M	1LE7501-2DA73-5AA4	14,72,505	■	■
110	150	315S	S & M	1LE7501-3AA03-5AA4	16,25,615	●	▲
132	180	280M	S & M	1LE7501-2DA83-5AA4	15,97,345	■	■
132	180	315M	M & L	1LE7501-3AA23-5AA4	19,01,475	●	▲
160	215	315L	M & L	1LE7501-3AA43-5AA4	20,87,205	●	▲
200	270	315L	M & L	1LE7501-3AA63-5AA4	24,42,575	●	▲

4 - Pole 1500 rev/min							
Output		Frame Size	Mounting holes	Ordering Code (MLFB)	Unit LP in ₹	●	▲
kW	HP						
55	75	250M	-	1LE7501-2CB23-5AA4	8,49,360	●	▲
75	100	250M	-	1LE7501-2CB73-5AA4	10,04,160	■	■
75	100	280S	S & M	1LE7501-2DB03-5AA4	11,07,360	●	▲
90	120	280M	S & M	1LE7501-2DB3-5AA4	12,62,375	●	▲
110	150	280M	S & M	1LE7501-2DB73-5AA4	14,20,995	■	■
110	150	315S	S & M	1LE7501-3AB03-5AA4	15,26,740	●	▲
132	180	315M	M & L	1LE7501-3AB23-5AA4	17,13,765	●	▲
160	215	315L	M & L	1LE7501-3AB43-5AA4	20,09,500	●	▲
200	270	315L	M & L	1LE7501-3AB63-5AA4	24,39,390	●	▲

Click on following symbols provided against respective ordering code for downloading data sheets and general arrangement drawing (GAD).

● Datasheet

▲ GAD

■ Please check with nearest sales office for Documents

Above ratings are not covered under ecodesign requirement of COMMISSION REGULATION (EU) 2019/1781 of 1st October 2019 and its amendment issued vide COMMISSION REGULATION (EU) 2021/341 of 23rd February 2021 of the European Union as effective from 1st July 2023 and therefore will not carry CE marking.

6 - Pole 1000 rev/min							
Output		Frame Size	Mounting holes	Ordering Code (MLFB)	Unit LP in ₹	●	▲
kW	HP						
37	50	250M	-	1LE7501-2CC23-5AA4	7,97,960	●	▲
45	60	280S	S & M	1LE7501-2DC03-5AA4	10,00,400	●	▲
55	75	280M	S & M	1LE7501-2DC23-5AA4	11,37,240	●	▲
75	100	315S	S & M	1LE7501-3AC03-5AA4	13,66,650	●	▲
90	120	315M	S & M	1LE7501-3AC23-5AA4	16,35,285	●	▲
110	150	315L	M & L	1LE7501-3AC43-5AA4	18,23,780	●	▲
132	180	315L	M & L	1LE7501-3AC63-5AA4	21,33,540	●	▲

Innomotics Moves!

Cast iron series 1LE7-IE3



Degree of Protection IP55, Insulation Class 'F', Ambient 50°C, S1 duty, Cast Iron housing, Method of Cooling - IC411, 415V ± 10%, 50Hz ± 5%, combined 10%, IMB3 (foot mounted) version as per IS:12615 / IEC:60034-1

2 - Pole 3000 rev/min							
Output		Frame Size	Mounting holes	Ordering Code (MLFB)	Unit LP in ₹	●	▲
kW	HP						
240VΔ/415VY 50Hz*							
0.25	0.35	71	-	1LE7603-OCA22-3AA4	26,410	●	▲
0.37	0.5	71	-	1LE7503-OCA22-3AA4	26,410	●	▲
0.55	0.75	71	-	1LE7503-OCA32-3AA4	29,820	●	▲
0.75	1	80	-	1LE7503-ODA22-3AA4	32,225	●	▲
1.1	1.5	80	-	1LE7503-ODA32-3AA4	36,040	●	▲
1.5	2	90S	S & L	1LE7503-OEA02-3AA4	41,475	●	▲
415VA 50Hz							
2.2	3	90L	S & L	1LE7503-OEA43-5AA4	50,295	●	▲
3.7	5	100L	-	1LE7503-1AA53-5AA4	72,765	●	▲
4.0	5.5	112M	-	1LE7503-1BA23-5AA4 B59	92,000	■	■
5.5	7.5	132S	S & M	1LE7503-1CA03-5AA4	1,04,720	●	▲
7.5	10	132S	S & M	1LE7503-1CA13-5AA4	1,14,510	●	▲
9.3	12.5	132S	S & M	1LE7503-1CA79-0AA4	1,68,000	■	■
11	15	132S	S & M	1LE7503-1CA73-5AA4	1,77,700	■	■
11	15	160M	M & L	1LE7503-1DA23-5AA4	2,19,825	●	▲
15	20	160M	M & L	1LE7503-1DA33-5AA4	2,41,660	●	▲
18.5	25	160L	M & L	1LE7503-1DA43-5AA4	2,98,530	●	▲
22	30	180M	M & L	1LE7503-1EA23-5AA4	3,15,190	●	▲
30	40	200L	-	1LE7503-2AA43-5AA4	4,40,265	●	▲
37	50	200L	-	1LE7503-2AA53-5AA4	5,27,205	●	▲
45	60	200L	-	1LE7503-2AA73-5AA4	6,08,050	■	■
45	60	225M	S & M	1LE7503-2BA23-5AA4	6,61,945	●	▲

4 - Pole 1500 rev/min							
Output		Frame Size	Mounting holes	Ordering Code (MLFB)	Unit LP in ₹	●	▲
kW	HP						
240VΔ/415VY 50Hz*							
0.18	0.25	71	-	1LE7603-OCB22-3AA4	27,305	●	▲
0.25	0.35	71	-	1LE7503-OCB22-3AA4	27,305	●	▲
0.37	0.5	71	-	1LE7503-OCB32-3AA4	28,490	●	▲
0.55	0.75	80	-	1LE7503-ODB22-3AA4	33,435	●	▲
0.75	1	80	-	1LE7503-ODB32-3AA4	37,195	●	▲
1.1	1.5	90S	S & L	1LE7503-0EB02-3AA4	44,990	●	▲
1.5	2	90L	S & L	1LE7503-0EB42-3AA4	51,260	●	▲
415VA 50Hz							
2.2	3	100L	-	1LE7503-1AB43-5AA4	61,160	●	▲
3.7	5	112M	-	1LE7503-1BB23-5AA4	79,530	●	▲
4	5.5	112M	-	1LE7503-1BB29-0AA4 M1Y [§]	98,735	■	■
5.5	7.5	132S	S & M	1LE7503-1CB03-5AA4	1,11,540	●	▲
7.5	10	132M	S & M	1LE7503-1CB23-5AA4	1,27,800	●	▲
9.3	12.5	132M	S & M	1LE7503-1CB79-0AA4 M1Y	1,80,085	■	■
11	15	160M	M & L	1LE7503-1DB23-5AA4	2,14,940	●	▲
15	20	160L	M & L	1LE7503-1DB43-5AA4	2,54,760	●	▲
18.5	25	180M	M & L	1LE7503-1EB23-5AA4	3,21,420	●	▲
22	30	180L	M & L	1LE7503-1EB43-5AA4	3,40,670	●	▲
30	40	200L	-	1LE7503-2AB53-5AA4	4,74,185	●	▲
37	50	200L	-	1LE7503-2AB73-5AA4	5,78,950	■	■
37	50	225S	S & M	1LE7503-2BB03-5AA4	6,03,075	●	▲
45	60	225M	S & M	1LE7503-2BB23-5AA4	6,81,550	●	▲

+ As industry standard ratings ≤1.5kW are star connected and ratings >1.5kW are delta connected

All 1LE76 motors which are delivered on or after 1st July 2021 will not carry CE mark.

CE mark will be stamped on the nameplate only if the motor conforms to the requirements of COMMISSION REGULATION (EU) 2019/1781 of 1st October 2019 and its amendment issued vide COMMISSION REGULATION (EU) 2021/341 of 23rd February 2021 of the European Union as effective from 1st July 2023.

§ Please contact nearest sales office for CE mark motor.

Click on following symbols provided against respective ordering code for downloading data sheets and general arrangement drawing (GAD).

● Datasheet

▲ GAD

■ Please check with nearest sales office for Documents

Innomotics Moves!

Cast iron series 1LE7-IE3



Degree of Protection IP55, Insulation Class 'F', Ambient 50°C, S1 duty, Cast Iron housing, Method of Cooling - IC411, 415V ± 10%, 50Hz ± 5%, combined 10%, IMB3 (foot mounted) version as per IS:12615 / IEC:60034-1

6 - Pole 1000 rev/min							
Output		Frame Size	Mounting holes	Ordering Code (MLFB)	Unit LP in ₹	●	▲
kW	HP						
240VΔ/415VY 50Hz*							
0.18	0.25	71	-	1LE7503-OCC22-3AA4	30,135	●	▲
0.25	0.35	71	-	1LE7503-OCC32-3AA4	30,660	●	▲
0.37	0.5	80	-	1LE7503-ODC22-3AA4	33,865	●	▲
0.55	0.75	80	-	1LE7503-ODC32-3AA4	37,735	●	▲
0.75	1	90S	S & L	1LE7503-OEC02-3AA4	43,645	●	▲
1.1	1.5	90L	S & L	1LE7503-OEC42-3AA4	51,710	●	▲
1.5	2	100L	-	1LE7503-IAC42-3AA4	61,705	●	▲
415VΔ 50Hz							
2.2	3	112M	-	1LE7503-1BC23-5AA4	72,780	●	▲
3.7	5	132S	S & M	1LE7503-1CC13-5AA4	1,06,005	●	▲
5.5	7.5	132M	S & M	1LE7503-1CC33-5AA4	1,25,970	●	▲
7.5	10	160M	M & L	1LE7503-1DC23-5AA4	2,04,190	●	▲
11	15	160L	M & L	1LE7503-1DC43-5AA4	2,54,365	●	▲
15	20	180L	M & L	1LE7503-1EC43-5AA4	3,17,590	●	▲
18.5	25	200L	-	1LE7503-2AC43-5AA4	4,21,185	●	▲
22	30	200L	-	1LE7503-2AC53-5AA4	4,65,585	●	▲
30	40	225M	S & M	1LE7503-2BC23-5AA4	6,17,610	●	▲

8 - Pole 750 rev/min							
Output		Frame Size	Mounting holes	Ordering Code (MLFB)	Unit LP in ₹	●	▲
kW	HP						
240VΔ/415VY 50Hz*							
0.12	0.2	71	-	1LE7503-OCD32-3AA4	31,815	●	▲
0.18	0.25	80	-	1LE7503-ODD22-3AA4	34,125	●	▲
0.25	0.35	80	-	1LE7503-ODD32-3AA4	38,325	●	▲
0.37	0.5	90S	S & L	1LE7503-OED02-3AA4	41,370	●	▲
0.55	0.75	90L	S & L	1LE7503-OED42-3AA4	50,085	●	▲
0.75	1	100L	-	1LE7503-1AD42-3AA4	55,330	●	▲
1.1	1.5	100L	-	1LE7503-1AD52-3AA4	60,280	●	▲
1.5	2	112M	-	1LE7503-1BD22-3AA4	80,010	●	▲
415VΔ 50Hz							
2.2	3	132S	S & M	1LE7503-1CD03-5AA4	1,04,720	●	▲
3.7	5	160M	M & L	1LE7503-1DD23-5AA4	2,20,160	●	▲
5.5	7.5	160M	M & L	1LE7503-1DD33-5AA4	2,48,005	●	▲
7.5	10	160L	M & L	1LE7503-1DD43-5AA4	2,67,570	●	▲
11	15	180L	M & L	1LE7503-1ED43-5AA4	3,60,800	●	▲
15	20	200L	-	1LE7503-2AD53-5AA4	4,69,480	●	▲
18.5	25	225S	S & M	1LE7503-2BD03-5AA4	5,72,990	●	▲
22	30	225M	S & M	1LE7503-2BD23-5AA4	6,65,830	●	▲

+ As industry standard ratings ≤1.5kW are star connected and ratings >1.5kW are delta connected

All 1LE76 motors which are delivered on or after 1st July 2021 will not carry CE mark.

CE mark will be stamped on the nameplate only if the motor conforms to the requirements of COMMISSION REGULATION (EU) 2019/1781 of 1st October 2019 and its amendment issued vide COMMISSION REGULATION (EU) 2021/341 of 23rd February 2021 of the European Union as effective from 1st July 2023.

Please contact nearest sales office for CE marking on 8 Pole motors up to Frame Size 225.

Click on following symbols provided against respective ordering code for downloading data sheets and general arrangement drawing (GAD).

● Datasheet

▲ GAD

■ Please check with nearest sales office for Documents

Innomotics Moves!

Cast iron series 1LE7-IE3



Degree of Protection IP55, Insulation Class 'F', Ambient 50°C, S1 duty, Cast Iron housing, Method of Cooling - IC411, 415V ± 10%, 50Hz ± 5%, combined 10%, IMB3 (foot mounted) version as per IS:12615 / IEC:60034-1

2 - Pole 3000 rev/min						
Output		Frame Size	Mounting holes	Ordering Code (MLFB)	Unit LP in ₹	● ▲
kW	HP					
55	75	250M	-	1LE7503-2CA23-5AA4	9,34,695	● ▲
75	100	250M	-	1LE7503-2CA73-5AA4	11,17,290	■ ■
75	100	280S	S & M	1LE7503-2DA03-5AA4	12,39,020	● ▲
90	120	250M	-	1LE7503-2CA83-5AA4	12,35,000	■ ■
90	120	280M	S & M	1LE7503-2DA23-5AA4	14,35,205	● ▲
110	150	280M	S & M	1LE7503-2DA73-5AA4	15,91,720	■ ■
110	150	315S	S & M	1LE7503-3AA03-5AA4	16,96,065	● ▲
132	180	315M	M & L	1LE7503-3AA23-5AA4	20,80,545	● ▲
160	215	315L	M & L	1LE7503-3AA43-5AA4	22,83,905	● ▲
200*	270	315L	M & L	1LE7503-3AA63-5AA4	26,72,485	● ▲

4 - Pole 1500 rev/min						
Output		Frame Size	Mounting holes	Ordering Code (MLFB)	Unit LP in ₹	● ▲
kW	HP					
55	75	225M	S & M	1LE7503-2BB73-5AA4	8,49,155	■ ■
55	75	250M	-	1LE7503-2CB23-5AA4	9,71,370	● ▲
75	100	250M	-	1LE7503-2CB73-5AA4	11,16,045	■ ■
75	100	280S	S & M	1LE7503-2DB03-5AA4	12,12,495	● ▲
90	120	280M	S & M	1LE7503-2DB23-5AA4	14,06,315	● ▲
110	150	280M	S & M	1LE7503-2DB73-5AA4	15,42,430	■ ■
110	150	315S	S & M	1LE7503-3AB03-5AA4	16,33,170	● ▲
132	180	280M	S & M	1LE7503-2DB83-5AA4	16,90,245	■ ■
132	180	315M	M & L	1LE7503-3AB23-5AA4	18,79,530	● ▲
160	215	315L	M & L	1LE7503-3AB43-5AA4	21,98,700	● ▲
200	270	315L	M & L	1LE7503-3AB63-5AA4	26,69,225	● ▲
225	300	315L	M & L	1LE7503-3AB73-5AA4^	31,03,500	■ ■
250	335	315L	M & L	1LE7503-3AB79-0AA4 MIY^	31,61,000	■ ■

6 - Pole 1000 rev/min						
Output		Frame Size	Mounting holes	Ordering Code (MLFB)	Unit LP in ₹	● ▲
kW	HP					
37	50	250M	-	1LE7503-2CC23-5AA4	8,93,970	● ▲
45	60	280S	S & M	1LE7503-2DC03-5AA4	10,94,495	● ▲
55	75	280M	S & M	1LE7503-2DC23-5AA4	12,44,250	● ▲
75	100	315S	S & M	1LE7503-3AC03-5AA4	14,60,655	● ▲
90	120	315M	M & L	1LE7503-3AC23-5AA4	17,89,240	● ▲
110	150	315L	M & L	1LE7503-3AC43-5AA4	19,95,570	● ▲
132	180	315L	M & L	1LE7503-3AC63-5AA4	23,34,130	● ▲
160	215	315L	M & L	1LE7503-3AC73-5AA4	25,53,480	■ ■
200	270	315L	M & L	1LE7503-3AC83-5AA4	29,18,895	■ ■

8 - Pole 750 rev/min						
Output		Frame Size	Mounting holes	Ordering Code (MLFB)	Unit LP in ₹	● ▲
kW	HP					
30	40	250M	-	1LE7503-2CD23-5AA4	9,52,245	● ▲
37	50	280S	S & M	1LE7503-2DD03-5AA4	12,12,960	● ▲
45	60	280M	S & M	1LE7503-2DD23-5AA4	14,07,315	● ▲
55	75	315S	S & M	1LE7503-3AD03-5AA4	15,60,300	● ▲
75	100	315M	M & L	1LE7503-3AD23-5AA4	19,44,390	● ▲
90	120	315L	M & L	1LE7503-3AD43-5AA4	21,20,055	● ▲
110	150	315L	M & L	1LE7503-3AD53-5AA4	23,22,390	● ▲

*Temp rise limited to 75K by resistance method.

^ Larger Terminal box (Option code: R50) mandatory

CE mark will be stamped on the nameplate only if the motor conforms to the requirements of COMMISSION REGULATION (EU) 2019/1781 of 1st October 2019 and its amendment issued vide COMMISSION REGULATION (EU) 2021/341 of 23rd February 2021 of the European Union as effective from 1st July 2023.

Click on following symbols provided against respective ordering code for downloading data sheets and general arrangement drawing (GAD).

● Datasheet

▲ GAD


■ Please check with nearest sales office for Documents

Ratings 75 - 200kW (both inclusive) in 2P, 4P & 6P are not covered under ecodesign requirement of COMMISSION REGULATION (EU) 2019/1781 of 1st October 2019 and its amendment issued vide COMMISSION REGULATION (EU) 2021/341 of 23rd February 2021 of the European Union as effective from 1st July 2023 and therefore will not carry CE marking.

INNOMOTICS

INNOMOTICS MOVES! 1LE7 IE4 Efficiency Class Motors

Driving the sustainability
with Induction Motor Technology



- No need for VFD - suitable for line fed supply.
- Sturdily built to handle stresses during a DOL start.

Innomotics Moves!

Cast iron series 1LE7-IE4



Degree of Protection IP55, Insulation Class 'F', Ambient 50°C, S1 duty, Cast Iron housing, Method of Cooling - IC411, 415V ± 10%, 50Hz ± 5%, combined 10%, IMB3 (foot mounted) version as per IS:12615 / IEC:60034-1

2 - Pole 3000 rev/min							
Output		Frame Size	Mounting holes	Ordering Code (MLFB)	Unit LP in ₹	●	▲
kW	HP						
415VΔ 50Hz							
3.7	5	100L	-	1LE7504-1AA53-5AA4	93,120	●	▲
5.5	7.5	132S	S & M	1LE7504-1CA03-5AA4	1,38,160	●	▲
7.5	10	132S	S & M	1LE7504-1CA13-5AA4	1,51,075	●	▲
11	15	160M	M & L	1LE7504-1DA23-5AA4	2,62,570	●	▲
15	20	160M	M & L	1LE7504-1DA33-5AA4	3,02,075	●	▲
18.5	25	160L	M & L	1LE7504-1DA43-5AA4	3,73,160	●	▲
22	30	180M	M & L	1LE7504-1EA23-5AA4	4,20,740	●	▲
30	40	200L	-	1LE7504-2AA43-5AA4	5,85,970	●	▲
37	50	200L	-	1LE7504-2AA53-5AA4	7,01,685	●	▲
45	60	225M	S & M	1LE7504-2BA23-5AA4	9,02,505	●	▲

4 - Pole 1500 rev/min							
Output		Frame Size	Mounting holes	Ordering Code (MLFB)	Unit LP in ₹	●	▲
kW	HP						
415VΔ 50Hz							
2.2	3	100L	-	1LE7504-1AB43-5AA4	On request	■	■
3.7	5	112M	-	1LE7504-1BB23-5AA4	On request	■	■
5.5	7.5	132S	S & M	1LE7504-1CB03-5AA4	1,36,255	●	▲
7.5	10	132M	S & M	1LE7504-1CB23-5AA4	1,52,650	●	▲
11	15	160M	M & L	1LE7504-1DB23-5AA4	2,94,080	●	▲
15	20	160L	M & L	1LE7504-1DB43-5AA4	3,48,560	●	▲
18.5	25	180M	M & L	1LE7504-1EB23-5AA4	4,60,215	●	▲
22	30	180L	M & L	1LE7504-1EB43-5AA4	4,98,615	●	▲
30	40	200L	-	1LE7504-2AB53-5AA4	6,30,775	●	▲
37	50	225S	S & M	1LE7504-2BB03-5AA4	7,65,765	●	▲
45	60	225M	S & M	1LE7504-2BB23-5AA4	8,65,410	●	▲

+ As industry standard ratings ≤1.5kW are star connected and ratings >1.5kW are delta connected

CE mark will be stamped on the nameplate only if the motor conforms to the requirements of COMMISSION REGULATION (EU) 2019/1781 of 1st October 2019 and its amendment issued vide COMMISSION REGULATION (EU) 2021/341 of 23rd February 2021 of the European Union as effective from 1st July 2023.

Please contact nearest sales office for motors conforming to CE marking.

Click on following symbols provided against respective ordering code for downloading data sheets and general arrangement drawing (GAD).

- Datasheet
- ▲ GAD
- Please contact nearest sales office.

6 - Pole 1000 rev/min							
Output		Frame Size	Mounting holes	Ordering Code (MLFB)	Unit LP in ₹	●	▲
kW	HP						
240VΔ/415VY 50Hz*							
1.5	2	100L	-	1LE7504-1AC42-3AA4	77,130	●	▲
415VΔ 50Hz							
2.2	3	112M	-	1LE7504-1BC23-5AA4	90,970	●	▲
3.7	5	132S	S & M	1LE7504-1CC13-5AA4	1,36,540	●	▲
5.5	7.5	132M	S & M	1LE7504-1CC33-5AA4	1,68,490	●	▲
7.5	10	160M	M & L	1LE7504-1DC23-5AA4	2,63,400	●	▲
11	15	160L	M & L	1LE7504-1DC43-5AA4	3,36,333	●	▲
15	20	180L	M & L	1LE7504-1EC43-5AA4	4,09,690	●	▲
18.5	25	200L	-	1LE7504-2AC43-5AA4	5,60,177	●	▲
22	30	200L	-	1LE7504-2AC53-5AA4	5,97,108	●	▲
30	40	225M	S & M	1LE7504-2BC23-5AA4	8,40,978	●	▲

Innomotics Moves!

Cast iron series 1LE7-IE4



Degree of Protection IP55, Insulation Class 'F', Ambient 50°C, S1 duty, Cast Iron housing, Method of Cooling - IC411, 415V ± 10%, 50Hz ± 5%, combined 10%, IMB3 (foot mounted) version as per IS:12615 / IEC:60034-1

2 - Pole 3000 rev/min							
Output		Frame Size	Mounting holes	Ordering Code (MLFB)	Unit LP in ₹	●	▲
kW	HP						
55	75	250M	-	1LE7504-2CA23-5AA4	12,15,140	●	▲
75	100	280S	S & M	1LE7504-2DA03-5AA4	16,10,785	●	▲
90	120	280M	S & M	1LE7504-2DA23-5AA4	18,65,805	●	▲
110	150	315S	S, M & L	1LE7504-3AA03-5AA4	22,89,645	●	▲
132	180	315M	M & L	1LE7504-3AA23-5AA4	27,04,665	●	▲
160	215	315L	M & L	1LE7504-3AA43-5AA4	29,69,115	●	▲
200	270	315L	M & L	1LE7504-3AA63-5AA4	34,74,135	●	▲

4 - Pole 1500 rev/min							
Output		Frame Size	Mounting holes	Ordering Code (MLFB)	Unit LP in ₹	●	▲
kW	HP						
55	75	250M	-	1LE7504-2CB23-5AA4	12,25,140	●	▲
75	100	280S	S & M	1LE7504-2DB03-5AA4	15,39,510	●	▲
90	120	280M	S & M	1LE7504-2DB23-5AA4	17,43,115	●	▲
110	150	315S	S, M & L	1LE7504-3AB03-5AA4	21,04,620	●	▲
132	180	315M	M & L	1LE7504-3AB23-5AA4	23,29,725	●	▲
160	215	315L	M & L	1LE7504-3AB43-5AA4	27,25,270	●	▲
200	270	315L	M & L	1LE7504-3AB63-5AA4	33,08,495	●	▲


CE mark will be stamped on the nameplate only if the motor conforms to the requirements of COMMISSION REGULATION (EU) 2019/1781 of 1st October 2019 and its amendment issued vide COMMISSION REGULATION (EU) 2021/341 of 23rd February 2021 of the European Union as effective from 1st July 2023.

Click on following symbols provided against respective ordering code for downloading data sheets and general arrangement drawing (GAD).

● Datasheet

▲ GAD

6 - Pole 1000 rev/min							
Output		Frame Size	Mounting holes	Ordering Code (MLFB)	Unit LP in ₹	●	▲
kW	HP						
37	50	250M	-	1LE7504-2CC23-5AA4	11,34,575	●	▲
45	60	280S	S & M	1LE7504-2DC03-5AA4	14,22,905	●	▲
55	75	280M	S & M	1LE7504-2DC23-5AA4	16,17,550	●	▲
75	100	315S	S, M & L	1LE7504-3AC03-5AA4	19,71,900	●	▲
90	120	315M	M & L	1LE7504-3AC23-5AA4	23,26,035	●	▲
110	150	315L	M & L	1LE7504-3AC43-5AA4	25,94,275	●	▲
132	180	315L	M & L	1LE7504-3AC63-5AA4	30,34,305	●	▲



SinaSave

- Online tool for comparison between motors with different energy efficiency classes.
- Displaying the potential savings for energy and energy costs as well as CO2 emissions.
- Estimation of payback time & total lifecycle costs.



Innomotics Moves! Cast iron Fire Fighting Pump Application Motors - IE2



Degree of Protection IP55, Insulation Class F, Temp. Rise - Class F on DOL start, S1 Duty, Ambient 50°C, Cast Iron housing, Method of Cooling - IC411, 415V ± 10%, 50Hz ± 5%, combined 10%, IMB3 (foot mounted) version as per IS:12615 / IEC:60034-1


2 - Pole 3000 rev/min					
Output		Frame Size	Mounting holes	Ordering Code (MLFB)	Unit LP in ₹
kW	HP				
415VΔ 50Hz					
5.5	7.5	112M	-	1LE7501-1BA73-5AA4-Z	81,140
7.5	10	132S	S & M	1LE7501-1CA13-5AA4-Z	96,000
9.3	12.5	132S	S & M	1LE7501-1CA79-0AA4-Z ⁸	1,40,045
11	15	132S	S & M	1LE7501-1CA73-5AA4-Z	1,58,720
22	30	160L	M & L	1LE7501-1DA73-5AA4-Z	2,78,190
30	40	180L	M & L	1LE7501-1EA73-5AA4-Z	3,91,285
37	50	180L	M & L	1LE7501-1EA83-5AA4-Z	4,76,065
45	60	200L	M & L	1LE7501-2AA73-5AA4-Z	5,79,120

2 - Pole 3000 rev/min					
Output		Frame Size	Mounting holes	Ordering Code (MLFB)	Unit LP in ₹
kW	HP				
415VΔ 50Hz					
55	75	225M	S & M	1LE7501-2BA73-5AA4-Z	7,56,845
75	100	250M	-	1LE7501-2CA73-5AA4-Z	10,07,485
90	120	250M	-	1LE7501-2CA83-5AA4-Z	11,59,490
110	150	280M	S & M	1LE7501-2DA73-5AA4-Z	14,72,505
125		280M	S & M	1LE7501-2DA89-0AA4-Z ⁸	15,21,180
160	215	315L		1LE7501-3AA43-5AA4-Z	20,87,205
180		315L		1LE7501-3AA49-0AA4-Z ⁸	23,93,725

Please contact nearest sales office for data sheet and drawings.


Colour of motors are Fire red & Z Code - Y56 (Shade 536 as per IS:5) prices are inclusive in above MRP.

& M1Y option is mandatory & prices are inclusive in same.



















INNOMOTICS

**For advanced
technology in
Bearing Insulation,
order motors with L51
(For VFD Fed Motor)**



- Proven technology & now available in India from frame sizes 225 - 315.
- Higher impedance to bearing current throughout the speed range.
- Eliminates use of Insulated bearing.

Selection & Ordering codes

MLFB Position	Voltage code		Construction code	Winding Protection code	Terminal Box code	Incremental LP in INR												
	12th & 13th	Short code	14th	15th	16th	71	80	90	100	112	132	160	180	200	225	250	280	315
1LE7503 - □□□	■ -		□ - □■□□	□ - □□■□	□ - □□□■													
Voltage																		
50Hz, 415VΔ ¹	3-5					<input type="checkbox"/>	<input type="checkbox"/>	<input type="checkbox"/>	<input type="checkbox"/>	<input type="checkbox"/>	<input type="checkbox"/>	<input type="checkbox"/>	<input type="checkbox"/>	<input type="checkbox"/>	<input type="checkbox"/>	<input type="checkbox"/>	<input type="checkbox"/>	<input type="checkbox"/>
50Hz, 240VΔ/415VY ²	2-3					<input type="checkbox"/>	<input type="checkbox"/>	<input type="checkbox"/>	<input type="checkbox"/>	<input type="checkbox"/>	<input type="checkbox"/>	<input type="checkbox"/>	<input type="checkbox"/>	<input type="checkbox"/>	<input type="checkbox"/>	<input type="checkbox"/>	<input type="checkbox"/>	<input type="checkbox"/>
50Hz, 380VY	2-1					1,400	1,700	1,900	2,300	2,900	4,600	6,200	8,400	12,200	18,200	37,500	49,500	67,000
50Hz, 400VY	2-2					1,400	1,700	1,900	2,300	2,900	4,600	6,200	8,400	12,200	18,200	37,500	49,500	67,000
50Hz, 380VΔ	3-3					1,400	1,700	1,900	2,300	2,900	4,600	6,200	8,400	12,200	18,200	37,500	49,500	67,000
50Hz, 400VΔ	3-4					1,400	1,700	1,900	2,300	2,900	4,600	6,200	8,400	12,200	18,200	37,500	49,500	67,000
50Hz, 500VΔ ³	4-0					1,400	1,700	1,900	2,300	2,900	4,600	6,200	8,400	12,200	18,200	37,500	49,500	67,000
50Hz, Any Non std voltage mentioned in Table 10.1 (upto 480V)	9-0	M1Y				1,400	1,700	1,900	2,300	2,900	4,600	6,200	8,400	12,200	18,200	37,500	49,500	67,000
60Hz, Any Non std voltage mentioned in Table 10.2 (upto 480V) ⁴	9-0	Refer Table 10.2				1,400	1,700	1,900	2,300	2,900	4,600	6,200	8,400	12,200	18,200	37,500	49,500	67,000
50Hz, 690VΔ ⁵	4-7					1,400	1,700	1,900	2,300	2,900	4,600	6,200	8,400	12,200	18,200	37,500	49,500	67,000
50Hz, 690VY ⁵	9-0	M1Y				1,400	1,700	1,900	2,300	2,900	4,600	6,200	8,400	12,200	18,200	37,500	49,500	67,000
Voltage other than above	9-0	M1Y				Contact Sales office												
Customized winding	9-0	M1Y				1,400	1,700	1,900	2,300	2,900	4,600	6,200	8,400	12,200	18,200	37,500	49,500	67,000
Type of Construction																		
	IMB3	A				<input type="checkbox"/>	<input type="checkbox"/>	<input type="checkbox"/>	<input type="checkbox"/>	<input type="checkbox"/>	<input type="checkbox"/>	<input type="checkbox"/>	<input type="checkbox"/>	<input type="checkbox"/>	<input type="checkbox"/>	<input type="checkbox"/>	<input type="checkbox"/>	<input type="checkbox"/>
	IMV5	C				<input type="radio"/>	<input type="radio"/>	<input type="radio"/>	<input type="radio"/>	<input type="radio"/>	<input type="radio"/>	<input type="radio"/>	<input type="radio"/>	<input type="radio"/>	<input type="radio"/>	<input type="radio"/>	<input type="radio"/>	<input type="radio"/>
	IMV6	D				<input type="radio"/>	<input type="radio"/>	<input type="radio"/>	<input type="radio"/>	<input type="radio"/>	<input type="radio"/>	<input type="radio"/>	<input type="radio"/>	<input type="radio"/>	<input type="radio"/>	<input type="radio"/>	<input type="radio"/>	<input type="radio"/>
	IMV1	G				1,100	1,200	1,600	1,900	2,400	3,200	8,400	12,200	19,200	27,800	43,500	57,000	100,500
	IMV3 [^]	H				1,100	1,200	1,600	1,900	2,400	3,200	8,400	12,200	19,200	27,800	43,500	57,000	100,500
	IMB5 [^]	F				1,100	1,200	1,600	1,900	2,400	3,200	8,400	12,200	19,200	27,800	43,500	57,000	100,500
	IMB14	K				1,400	1,700	1,900	2,400	2,900	4,600	Not Available						
	IMV18	M				1,100	1,200	1,600	1,900	2,400	3,200	Not Available						
	IMV19	L				1,100	1,200	1,600	1,900	2,400	3,200	Not Available						
	IMB35	J				1,100	1,200	1,600	1,900	2,400	3,200	8,400	12,200	19,200	27,800	43,500	57,000	100,500
	IMB34	N				1,400	1,700	1,900	2,400	2,900	4,600	Not Available						
	IMV361	Y				1,100	1,200	1,600	1,900	2,400	3,200	8,400	12,200	19,200	27,800	43,500	57,000	100,500
	IMB6	T				<input type="radio"/>	<input type="radio"/>	<input type="radio"/>	<input type="radio"/>	<input type="radio"/>	<input type="radio"/>	<input type="radio"/>	<input type="radio"/>	<input type="radio"/>	<input type="radio"/>	<input type="radio"/>	<input type="radio"/>	<input type="radio"/>
	IMB7	U				<input type="radio"/>	<input type="radio"/>	<input type="radio"/>	<input type="radio"/>	<input type="radio"/>	<input type="radio"/>	<input type="radio"/>	<input type="radio"/>	<input type="radio"/>	<input type="radio"/>	<input type="radio"/>	<input type="radio"/>	<input type="radio"/>
	IMB8	V				<input type="radio"/>	<input type="radio"/>	<input type="radio"/>	<input type="radio"/>	<input type="radio"/>	<input type="radio"/>	<input type="radio"/>	<input type="radio"/>	<input type="radio"/>	<input type="radio"/>	<input type="radio"/>	<input type="radio"/>	<input type="radio"/>
	IMV15	W				1,100	1,200	1,600	1,900	2,400	3,200	8,400	12,200	19,200	27,800	43,500	57,000	100,500

- Standard Version
- Without additional charges.

Note:

As industry standard ratings ≤1.5kW are star connected and ratings >1.5kW are delta connected.

@ Voltage code 9-0 in position 12-13 requires additional order code M1Y along with plain text mentioning voltage & frequency.

\$ Suitable for Grid operation only

& All 60Hz motors delivered on or after 1st July 2021 will not carry CE mark.

¹ IMV35 shall be provided when used with B59

² Can not be offered when MLFB-15th digit is "A"

[^] Except frame 315L

Extra Price Calculations

Accessories/Non std. features are in incremental LP. Add incremental LP to base price of motor & then offer discount.

MLFB Position	Voltage code		Construction code	Winding Protection code	Terminal Box code	Incremental LP in INR														
	12th & 13th	Short code				14th	15th	16th	71	80	90	100	112	132	160	180	200	225	250	280
1LE7503 - □□□	■ -		□ - □□□□	□ - □□□□	□ - □□□□															
Winding Protection				MLFB: 15th	Z Code if any															
Without protection				A			□	□	□	□	□	□	□	□	□	□	□	□	□	
3x PTC thermistors for tripping (Class F)				B			10,400	10,400	10,400	10,400	10,400	10,400	11,600	11,600	11,600	11,600	13,500	13,500	13,500	
6x PTC thermistors for tripping (Class F)				B	Q11		20,800	20,800	20,800	20,800	20,800	20,800	23,200	23,200	23,200	23,200	26,000	26,000	26,000	
6x PTC thermistors - 3x for alarm and 3x for tripping (Class F)				C			20,800	20,800	20,800	20,800	20,800	20,800	23,200	23,200	23,200	23,200	26,000	26,000	26,000	
3x PTC thermistors for tripping (Class B)				B	Q90		10,400	10,400	10,400	10,400	10,400	10,400	11,600	11,600	11,600	11,600	13,500	13,500	13,500	
6x PTC thermistors for tripping (Class B)				B	Q11+Q90		20,800	20,800	20,800	20,800	20,800	20,800	23,200	23,200	23,200	23,200	26,000	26,000	26,000	
6x PTC thermistors - 3x for alarm and 3x for tripping (Class B)				C	Q90		20,800	20,800	20,800	20,800	20,800	20,800	23,200	23,200	23,200	23,200	26,000	26,000	26,000	
3x PT100 resistance thermometers in stator winding - 2 wire				H			37,000	37,000	37,000	37,000	37,000	37,000	41,200	41,200	41,200	41,200	44,000	44,000	44,000	
6x PT100 resistance thermometers in stator winding - 2 wire				J			77,300	77,300	77,300	77,300	77,300	77,300	81,600	81,600	81,600	81,600	87,000	87,000	87,000	
Embedded temperature sensor - PT1000				K			Not Available					14,000	14,000	14,000	14,000	15,500	15,500	15,500		
2x Embedded temperature sensor - PT1000				L			Not Available					27,400	27,400	27,400	27,400	30,000	30,000	30,000		
3x PT100 resistance thermometers in stator winding - 3 wire				Z	Q1B		Not Available					41,200	41,200	41,200	41,200	44,000	44,000	44,000		
6x PT100 resistance thermometers in stator winding - 3 wire				Z	Q2B		Not Available					81,600	81,600	81,600	81,600	87,000	87,000	87,000		
12x PT100 resistance thermometers in stator winding - 3 wire				Z	Q2B+Q66		Not Available													173,500
3x Bi-metallic sensors for trip operation (Thermostats)				Z	Q3A		10,400	10,400	10,400	10,400	10,400	10,400	11,600	11,600	11,600	11,600	13,500	13,500	13,500	
6x Bi-metallic sensors (3x for alarm, 3x for tripping) (Thermostats)				Z	Q9A		20,800	20,800	20,800	20,800	20,800	20,800	23,200	23,200	23,200	23,200	26,000	26,000	26,000	
3x Bi-metallic sensors for trip operation (Thermostats) - additional					Q312		Not Available			10,400	10,400	10,400	11,600	11,600	11,600	11,600	13,500	13,500	13,500	
6x Bi-metallic sensors for alarm and trip operation (Thermostats) - additional					Q322		Not Available			20,800	20,800	20,800	23,200	23,200	23,200	23,200	26,000	26,000	26,000	
3x PT100 resistance thermometers in stator winding - 3 wire (additional)					Q652		Not Available					41,200	41,200	41,200	41,200	44,000	44,000	44,000		
6x PT100 resistance thermometers in stator winding - 3 wire (additional) - [In addition to Q2B]					Q662		Not Available					81,600	81,600	81,600	81,600	87,000	87,000	87,000		
Terminal Box Position																				
Terminal Box on TOP					4	□	□	□	□	□	□	□	□	□	□	□	□	□	□	
Mains Terminal box on RHS as viewed from DE					5	Not Available			5,800	6,500	7,200	16,800	16,800	19,200	23,800	32,500	34,000	38,500		
Mains Terminal box on LHS as viewed from DE					6	Not Available			5,800	6,500	7,200	16,800	16,800	19,200	23,800	32,500	34,000	38,500		

- Standard Version
- Without additional charges.

Note:

As industry standard ratings ≤1.5kW are star connected and ratings >1.5kW are delta connected.
 @ Voltage code 9-0 in position 12-13 requires additional order code M1Y along with plain text mentioning voltage & frequency.
 \$ Suitable for Grid operation only
 & All 60Hz motors delivered on or after 1st July 2021 will not carry CE mark.

1 IMV35 shall be provided when used with B59
 2 Can not be offered when MLFB-15th digit is "A"
 ^ Except frame 315L

Extra Price Calculations

Accessories/Non std. features are in incremental LP. Add incremental LP to base price of motor & then offer discount.

Voltage Code (Specified in MLFB Positions 12 & 13)

Table 10.1			
Frequency 50Hz			
Position 12 & 13	Connection		Short Code
	Δ	Y	
90	220VΔ	-	M1Y
90	230VΔ	-	M1Y
90	240VΔ	-	M1Y
90	360VΔ	-	M1Y
90	440VΔ	-	M1Y
90	460VΔ	-	M1Y
90	480VΔ	-	M1Y
90	525VΔ	-	M1Y
90	-	660VY	M1Y
90	-	690VY	M1Y
90	Any other voltage		M1Y

Table 10.2			
Frequency 60Hz			
Position 12 & 13	Standard 50Hz Power		Short Code
	Δ	Y	
90	220VΔ	380VY	M2A
90	380VΔ	660VY	M2B
90		440VY	M2C
90	440VΔ		M2D
90		460VY	M2E
90	460VΔ		M2F
90		575VY	M2G
90	575VΔ		M2H
90	400VΔ	690VY	M2J
90		480Y	M2K
90	480VΔ		M2L
90	230VΔ	400Y	M2M
	Any other voltage apart from those listed above.		M1Y

Notes:

- Short codes are mandatory when 12 and 13 in MLFB is 9 and 0 respectively.
- M1Y requires Hz, V and kW to be specified in plain text
- 60Hz mandates that a "-Z", Z = B59 to be specified.
- For 1LE77 motors only 2-3 or 3-5 is possible. For 60Hz please enquire.
- For 1LE75 and 1LE76 all above voltageees are possible for frames 71 - 225.
- For frames 250 - 315, not all above voltages may be possible. Please enquire with nearest office.
 & All 60Hz motors delivered on or after 1st July 2021 will not carry CE mark.

Price Add-ons for 1LE7

Options (Non-standard features / Accessories)																					
Sr. No.	Description	Z-Code	Remarks	Note	Incremental LP in INR																
					71	80	90	100	112	132	160	180	200	225	250	280	315				
1	2x PT100 screw-in resistance thermometers (2 wire) for rolling-contact bearings [Simplex 2 wire type]	Q72			Not Applicable										37,000	37,000	37,000	37,000	75,000	75,000	75,000
2	2x PT100 screw-in resistance thermometers (3 wire) for rolling-contact bearings [Simplex 3 wire type]	Q67			Not Applicable										37,000	37,000	37,000	37,000	75,000	75,000	75,000
3	2x PT100 double screw-in resistance thermometers (3 wire) for rolling-contact bearings [Duplex 2 wire type]	Q68			Not Applicable										37,000	37,000	37,000	37,000	75,000	75,000	75,000
Connection and Connection Box																					
4	External Grounding (Earthing) Terminal on motor feet	H04			<input type="checkbox"/>	<input type="checkbox"/>	<input type="checkbox"/>	<input type="checkbox"/>	<input type="checkbox"/>	<input type="checkbox"/>	<input type="checkbox"/>	<input type="checkbox"/>	<input type="checkbox"/>	<input type="checkbox"/>	<input type="checkbox"/>	<input type="checkbox"/>	<input type="checkbox"/>	<input type="checkbox"/>			
5	Second external grounding (earthing) terminal on motor feet	H70			<input type="checkbox"/>	<input type="checkbox"/>	<input type="checkbox"/>	<input type="checkbox"/>	<input type="checkbox"/>	<input type="checkbox"/>	<input type="checkbox"/>	<input type="checkbox"/>	<input type="checkbox"/>	<input type="checkbox"/>	<input type="checkbox"/>	<input type="checkbox"/>	<input type="checkbox"/>	<input type="checkbox"/>			
6	Rotation of the mains terminal box through 90°, entry from DE	R10			<input type="radio"/>	<input type="radio"/>	<input type="radio"/>	<input type="radio"/>	<input type="radio"/>	<input type="radio"/>	<input type="radio"/>	<input type="radio"/>	<input type="radio"/>	<input type="radio"/>	<input type="radio"/>	<input type="radio"/>	<input type="radio"/>	<input type="radio"/>			
7	Rotation of the mains terminal box through 90°, entry from NDE	R11			<input type="radio"/>	<input type="radio"/>	<input type="radio"/>	<input type="radio"/>	<input type="radio"/>	<input type="radio"/>	<input type="radio"/>	<input type="radio"/>	<input type="radio"/>	<input type="radio"/>	<input type="radio"/>	<input type="radio"/>	<input type="radio"/>	<input type="radio"/>			
8	Rotation of mains terminal box through 180°	R12			<input type="radio"/>	<input type="radio"/>	<input type="radio"/>	<input type="radio"/>	<input type="radio"/>	<input type="radio"/>	<input type="radio"/>	<input type="radio"/>	<input type="radio"/>	<input type="radio"/>	<input type="radio"/>	<input type="radio"/>	<input type="radio"/>	<input type="radio"/>			
9	6x flying leads, 0.5 m long	R22			6,500	6,500	6,500	6,500	6,500	6,500	13,000	13,000	Not Available		Not Available						
10	6x flying leads, 1.5 m long	R23			9,700	9,700	9,700	9,700	9,700	9,700	19,200	19,200	19,200	19,200	52,000	65,000	1,21,000				
11	6x flying leads, 3 m long	R24			12,800	12,800	12,800	12,800	12,800	12,800	25,600	25,600	25,600	25,600	65,000	77,000	1,60,000				
12	Reducer	R30			Not Available			6,500	6,500	6,500	18,200	18,200	18,200	18,200	24,000	24,000	24,000				
13	Removable cable entry plate	R52			Not Available							15,800	15,800	15,800	24,000	24,000	24,000				
14	Undrilled removable entry plate	R53			Not Available							15,800	15,800	15,800	24,000	24,000	24,000				
15	Next larger mains terminal box	R50			3,400	3,400	3,400	5,200	5,200	12,200	12,200	14,600	14,600	14,600	32,000	35,000	50,000				
16	Cable end box extension		Possible only in combination with R52/R53 for FS upto 280; R50/R52/R53 in FS 315		Not Available										13,800	17,600	17,600	23,000	31,000	31,000	
17	1x Cast-iron auxiliary terminal box (Small)	R62			Not Available							10,600	10,600	10,600	10,600	14,000	14,000	14,000			
18	1x Cast-iron auxiliary terminal box (Large)	R63			Not Available										15,800	15,800	20,000	20,000	20,000		
19	2x Cast-iron auxiliary terminal box (Small)	R67			Not Available							20,800	20,800	20,800	20,800	27,000	27,000	27,000			
20	2x Cast-iron auxiliary terminal box (Large)	R68			Not Available										39,000						
21	Mains Terminal box - Cast Iron (where AI is a standard)	R64			2,900	2,900	2,900	3,900	3,900	3,900	5,400	5,400	<input type="checkbox"/>	<input type="checkbox"/>	<input type="checkbox"/>	<input type="checkbox"/>	<input type="checkbox"/>				
22	Non-standard threaded through hole (NPT or G thread)	Y61			On Enquiry																
Winding & Insulation																					
23	Ambient temperature 55°C (F utilised to B limits)	N07	Only with 1LE76		<input type="radio"/>	<input type="radio"/>	<input type="radio"/>	<input type="radio"/>	<input type="radio"/>	<input type="radio"/>	<input type="radio"/>	<input type="radio"/>	<input type="radio"/>	<input type="radio"/>	<input type="radio"/>	<input type="radio"/>	<input type="radio"/>				
24	Temperature class 155 (F), utilized acc. to 155 (F), with service factor (SF)	N01			<input type="radio"/>	<input type="radio"/>	<input type="radio"/>	<input type="radio"/>	<input type="radio"/>	<input type="radio"/>	<input type="radio"/>	<input type="radio"/>	<input type="radio"/>	<input type="radio"/>	<input type="radio"/>	<input type="radio"/>	<input type="radio"/>				
25	Temperature class 155 (F), utilized acc. to 155 (F), with increased output	N02			<input type="radio"/>	<input type="radio"/>	<input type="radio"/>	<input type="radio"/>	<input type="radio"/>	<input type="radio"/>	<input type="radio"/>	<input type="radio"/>	<input type="radio"/>	<input type="radio"/>	<input type="radio"/>	<input type="radio"/>	<input type="radio"/>				
26	Temperature class 155 (F), utilized acc. to 155 (F), with increased ambient temperature	N03			<input type="radio"/>	<input type="radio"/>	<input type="radio"/>	<input type="radio"/>	<input type="radio"/>	<input type="radio"/>	<input type="radio"/>	<input type="radio"/>	<input type="radio"/>	<input type="radio"/>	<input type="radio"/>	<input type="radio"/>	<input type="radio"/>				
27	Temperature class 180 (H) at rated output and max. CT 60 °C	N11			On Enquiry																
28	Temperature class 180 (H) at rated output	N10			3,900	5,200	5,800	7,200	9,700	11,500	19,400	29,000	38,400	51,000	75,000	97,000	1,56,000				
Environmental protection																					
29	Anti-corrosive treatment for winding overhang	N22			4,700	4,700	6,200	6,200	6,200	6,200	7,600	7,600	9,400	12,200	24,000	31,000	49,000				

Notes:

- 1. Not available for IC416 cooling.
- * Prior quotation from works necessary
- Standard Version
- Without additional charges.
- § Suitable for Grid operation only.

Extra Price Calculations

Accessories/Non std. features are in incremental LP. Add incremental LP to base price of motor & then offer discount.

Price Add-ons for 1LE7

Options (Non-standard features / Accessories)

Sr. No.	Description	Z-Code	Remarks	Note	Incremental LP in INR													
					71	80	90	100	112	132	160	180	200	225	250	280	315	
30	Increased air humidity / temperature (30g to 60g of water /m³ of air)	N30			On Enquiry											8,000	10,000	11,000
31	Increased air humidity / temperature (60g to 100g of water /m³ of air)	N31			On Enquiry											11,000	14,000	17,000
32	Sea worthy packaging	B12			22,000	22,000	22,000	26,600	26,600	26,600	38,400	39,400	43,600	49,800	62,000	90,000	1,20,000	

Motors for Converter Fed Operation

33	Inverter suitable winding		For FS 71-225 (Inverter output voltage ≤480V) For FS 250-315 (Inverter output voltage ≤500V)		<input type="checkbox"/>	<input type="checkbox"/>	<input type="checkbox"/>	<input type="checkbox"/>	<input type="checkbox"/>	<input type="checkbox"/>	<input type="checkbox"/>	<input type="checkbox"/>	<input type="checkbox"/>	<input type="checkbox"/>	<input type="checkbox"/>	<input type="checkbox"/>	<input type="checkbox"/>					
34	Inverter suitable winding		For FS 71-225 (Inverter output voltage >480 and ≤690V)+ For FS 250-315 (Inverter output voltage >500 and ≤690V)+		On Enquiry											1,32,000	1,32,000	1,32,000				
35	Bearing Insulation arrangement	L51			Not Available											1,63,000	1,63,000	1,63,000	1,63,000			
36	Insulated Bearing at NDE	L53			Not Available											1,40,000	1,40,000	1,75,000	1,90,000	1,90,000	1,90,000	1,90,000
37	Mounting of Separately Driven Fan	F70			Not Available											83,800	90,200	1,09,200	1,24,800	1,52,000	1,62,000	2,14,000
38	Separately driven fan with non-standard voltage and/or frequency	Y81	To be ordered along with F70													6,600	6,600	6,600	6,600	9,000	9,000	9,000

Heating & Ventilation

39	Fan cover for textile industry (Clean Flow Fan Cowl includes Canopy)	F75			NA	4,600	4,600	7,700	7,700	9,100	9,200	Not Available				Not Available		
40	Metal external fan (Metal Fan [no AL])	F76	1		6,500	6,500	6,500	12,800	12,800	12,800	22,400	22,400	29,800	29,800	38,000	50,000	79,000	
41	Without external fan and without fan cover	F90	1		3,900	3,900	3,900	3,900	3,900	3,900	8,800	8,800	11,600	11,600	15,000	21,000	32,000	
42	Fan cover with Canopy	H00			4,900	5,200	5,500	5,800	6,200	6,900	9,200	9,200	12,200	12,200	16,000	23,000	34,000	
43	Anti-condensation heaters for 230 V	Q02			NA	NA	5,800	5,800	5,800	5,800	9,000	9,000	12,200	12,200	16,000	16,000	16,000	
44	Anti-condensation heaters for 115 V	Q03			NA	NA	5,800	5,800	5,800	5,800	9,000	9,000	12,200	12,200	16,000	16,000	16,000	
45	Anti-condensation heaters for 240 V	Q07			NA	NA	5,800	5,800	5,800	5,800	7,600	7,600	10,600	10,600	12,000	12,000	12,000	
46	Anti-condensation heaters for 120 V	Q08			NA	NA	5,800	5,800	5,800	5,800	7,600	7,600	10,600	10,600	12,000	12,000	12,000	

Colour & Paint Finish

Paint Shades (If no paint shade is selected, then RAL 7030 is the standard)

47	Standard Paint Shade - RAL 7030				<input type="checkbox"/>	<input type="checkbox"/>	<input type="checkbox"/>	<input type="checkbox"/>	<input type="checkbox"/>	<input type="checkbox"/>	<input type="checkbox"/>	<input type="checkbox"/>	<input type="checkbox"/>	<input type="checkbox"/>	<input type="checkbox"/>	<input type="checkbox"/>	<input type="checkbox"/>
48	Standard RAL paint shades other than RAL7030	Y53	Specify RAL shade code in plain text		1,900	2,100	2,500	3,300	3,900	6,300	10,600	10,600	18,200	18,200	31,000	40,000	60,000
49	Special RAL paint shades or shades as per IS:5	Y56	Specify RAL/IS shade code in plain text		1,900	2,100	2,500	3,300	3,900	6,300	10,600	10,600	18,200	18,200	31,000	40,000	60,000

Notes:

- Y53 or Y56 (only one at a time) can be combined with any of the paint finishes indicated in 43 to 47. Below. Just add the appropriate price from 41 or 42.
- Some paint shades both from Y53 or Y56 are only possible with S07. Please consult sales offices for the same.

Paint Finish (If no paint finish is selected, Acrylic based paint finish is standard)

50	Acrylic paint finish		60µ standard.		<input type="checkbox"/>	<input type="checkbox"/>	<input type="checkbox"/>	<input type="checkbox"/>	<input type="checkbox"/>	<input type="checkbox"/>	<input type="checkbox"/>	<input type="checkbox"/>	<input type="checkbox"/>	<input type="checkbox"/>	<input type="checkbox"/>	<input type="checkbox"/>	<input type="checkbox"/>
51	Epoxy based Paint - Standard paint thickness	S07+ Y57 (90)	DFT 90µ		2,700	2,700	2,700	3,900	3,900	7,200	12,200	12,200	22,800	22,800	46,000	60,000	97,000
52	Epoxy based Paint - Special paint thickness	S07+ Y57 (120)	DFT 120µ [Y57 (120)]		3,900	3,900	3,900	5,800	5,800	10,700	18,000	18,000	33,600	33,600	68,000	90,000	1,45,000
53	Epoxy based Paint - Special paint thickness	S07+ Y57 (180)	DFT 180µ [Y57 (180)]		5,200	5,200	5,200	7,700	7,700	14,100	24,000	24,000	44,600	44,600	90,000	1,19,000	1,94,000

Notes:

- Not available for IC416 cooling.
- * Prior quotation from works necessary
- Standard Version
- Without additional charges.
- § Suitable for Grid operation only.

Extra Price Calculations

Accessories/Non std. features are in incremental LP. Add incremental LP to base price of motor & then offer discount.

Price Add-ons for 1LE7

Options (Non-standard features / Accessories)

Sr. No.	Description	Z-Code	Remarks	Note	Incremental LP in INR												
					71	80	90	100	112	132	160	180	200	225	250	280	315
54	Special finish for use onshore sea air resistant	S03+ S06+ Y57+ H07	180µ [Y57(180)]		22,100	22,100	22,100	22,100	24,200	24,200	36,800	40,000	44,200	48,400	61,000	1,01,000	1,21,000
55	Special finish for use onshore sea air resistant	S03+ S06+ Y57+ H07	240µ [Y57(240)]		26,300	26,300	26,300	26,300	28,900	28,900	43,000	48,400	52,600	57,800	73,000	1,21,000	1,45,000
56	Special paint thickness for offshore use	S04+ S06+ Y57+ H07	295µ [Y57(295)]		31,500	31,500	31,500	31,500	34,700	34,700	52,000	57,800	63,600	69,400	87,000	1,45,000	1,74,000

Notes:

- Paint thickness needs to be specified by means of plain text irrespective of whether it is standard or special.
- S06 - Final Coat Polyurethane is mandatory with S03 or S04. S06 is not possible to be ordered separately.
- H07 - Non-rusting external hardware is mandatory with S03 or S04. H07 can be separately order even without S03 or S04. The separate price for H07 is available against the option at Sr. No.81.

57	Motor supplied unpainted - only with (Red-oxide) Primer	S01			0	0	0	0	0	0	0	0	0	0	0	0	0
----	---	-----	--	--	---	---	---	---	---	---	---	---	---	---	---	---	---

Encoders

58	Kubler Sendix 5020 HTL Rotary Pulse encoder-10	G11	Without encoder termination cable		89,300	89,300	89,300	On Enquiry			Not Available			Not Available			
59	Kubler Sendix 5020 TTL Rotary Pulse encoder-10	G12			89,300	89,300	89,300	On Enquiry			Not Available			Not Available			
60	LL 861900 220 rotary pulse encoder	G04			Not Available			1,69,100	1,69,100	1,69,100	1,91,200	1,91,200	2,15,400	2,15,400	2,50,000	2,50,000	2,50,000
61	HOG 10 D 1024 I rotary pulse encoder	G05			Not Available			1,61,700	1,61,700	1,61,700	1,83,800	1,83,800	2,08,000	2,08,000	2,41,000	2,41,000	2,41,000
62	HOG 10 D 1024 I rotary pulse encoder	G06			Not Available			1,69,100	1,69,100	1,69,100	1,91,200	1,91,200	2,15,400	2,15,400	2,50,000	2,50,000	2,50,000
63	Baumer Thalheim make ITD 40 A4 Y126 1024 encoder	G17			Not Available			1,01,900	1,01,900	1,01,900	1,21,800	1,21,800	1,27,200	1,27,200	1,35,000	1,35,000	1,35,000
64	HOG 86 TP6 DN 1024 I encoder	G19			Not Available			1,38,600	1,38,600	1,38,600	1,57,600	1,57,600	1,63,800	1,63,800	1,71,000	1,71,000	1,71,000
65	Prepared for mounting Baumer Thalheim make ITD 40 A4 Y126 1024 - encoder	G44		Not Available			20,000	20,000	20,000	39,000	39,000	45,200	45,200	52,000	52,000	52,000	
66	Prepared for mounting cylindrical shaft encoder - 16dia x 52	G45		Not Available			20,000	20,000	20,000	39,000	39,000	45,200	45,200	52,000	52,000	52,000	
67	Prepared for any make Cylindrical Hollow Shaft Encoder	Y71		On Enquiry			20,000	20,000	20,000	38,800	38,800	45,200	45,200	52,000	52,000	52,000	
68	Mounting of rotary pulse encoder HOG 10 DN 1024 I + FSL, (speed ... rpm), connection box protection against moisture	Y74		Not Available			On Enquiry			On Enquiry							
69	Mounting of rotary pulse encoder HOG 10 DN 1024 I + FSL, (speed ... rpm), connection box protection against dust	Y76		Not Available			On Enquiry			On Enquiry							
70	Mounting of rotary pulse encoder HOG 10 DN 1024 I + E SL 93, (speed ... rpm), connection box protection against moisture	Y79		Not Available			On Enquiry			On Enquiry							

Brake motors

71	Mounting of disk brake	F01	Intorque brake For 4.6 and 8 pole		6,700	8,500	10,600	14,200	19,300	Not Available					Not Available		
72	Mounting of brake	F07	"Emco brake For 2 pole only in Frame size- 71-112"		11,900	15,900	17,100	21,600	22,300	25,400	34,600	35,600	38,200	41,000	Not Available		
73	Brake supply voltage 24 V DC	F10			18,200	26,000	30,000	33,500	35,100	60,200	91,400	1,08,200	1,25,800	1,57,000	Not Available		
74	Brake supply voltage 230 V AC, 50/60 Hz	F11			22,700	30,100	34,200	37,500	39,500	64,200	95,600	1,13,200	1,30,600	1,61,200	Not Available		
75	Brake supply voltage 400 V AC, 50/60 Hz	F12			26,100	34,400	38,900	42,400	44,400	71,600	1,06,200	1,25,800	1,44,400	1,72,800	Not Available		
76	Brake supply voltage 240 V AC, 50/60 Hz	F13			23,200	30,700	34,800	40,300	42,200	68,300	1,01,000	1,20,400	1,38,000	1,67,400	Not Available		
77	Brake supply voltage 415 V AC, 50/60 Hz	F14			21,000	30,300	33,500	38,700	40,600	65,300	97,200	1,05,600	1,31,600	1,67,400	Not Available		
78	Mechanical manual brake release with lever (cannot be locked)	F50			0	0	0	0	0	0	0	0	0	Not Available			

Mechanical Design & Degrees of Protection

79	Vibration proof version	H02			800	800	800	900	900	900	1,200	1,200	1,400	1,400	2,000	2,000	3,000
80	Condensation drainage holes - sealed with a plug	H03			2,500	2,500	2,500	□	□	□	□	□	□	□	□	□	□
81	Stainless steel fasteners (external)	H07			2,600	2,600	2,600	2,900	2,900	2,900	4,200	4,200	4,200	4,200	11,000	12,000	16,000
82	Mains Terminal box on NDE	H08			Not Available								On Enquiry				
83	IP65 degree of protection	H20			2,900	3,300	4,200	5,200	6,500	9,700	19,400	25,600	36,000	49,800	65,000	83,000	1,02,000

Notes:

- Not available for IC416 cooling.
- * Prior quotation from works necessary
- Standard Version
- Without additional charges.
- § Suitable for Grid operation only.

Extra Price Calculations

Accessories/Non std. features are in incremental LP.
Add incremental LP to base price of motor & then offer discount.

Price Add-ons for 1LE7

Options (Non-standard features / Accessories)

Sr. No.	Description	Z-Code	Remarks	Note	Incremental LP in INR												
					71	80	90	100	112	132	160	180	200	225	250	280	315
83	IP65 degree of protection	H20			2,900	3,300	4,200	5,200	6,500	9,700	19,400	25,600	36,000	49,800	65,000	83,000	1,02,000
84	IP56 degree of protection (non-heavy-seal)	H22			2,900	3,300	4,200	5,200	6,500	9,700	19,400	25,600	36,000	49,800	65,000	83,000	1,02,000
85	Labyrinth Seal on DE & NDE	H28			Not Available										NA	7500	8500
Bearing & Lubrication																	
86	Measuring nipple for SPM shock pulse measurement for bearing inspection	Q01			Not Available			6,100	6,100	6,100	7,000	7,000	7,800	10,000	15,000	21,000	32,000
87	Locating bearing, DE	L20			On Enquiry						5,000	5,000	6,000	7,000	8,000	12,000	20,000
88	Bearing design for increased cantilever forces	L22	NU (Cylindrical Roller) Brgs		Not Available						11,400	14,600	22,000	29,200	36,000	47,000	75,000
89	Conical head regreasing device	L19			Not Available			1,800	2,400	3,300	7,000	9,400	14,000	□	□	□	□
90	Flat button-head regreasing device	L23			Not Available			On Enquiry			7,000	9,400	14,000	On Enquiry			
91	Bearings reinforced at both ends for DE and NDE, bearing size 63	L25	Only where 62 series is a standard		1,700	1,800	1,900	2,400	2,900	4,500	□	□	□	□	□	□	□
92	C4 clearance bearing at DE & NDE	L31			Not Available						9,400	10,200	19,200	25,400	39,000	45,000	51,000
93	SKF bearing at DE & NDE	L32			1,700	1,800	1,900	2,400	2,900	4,500	9,400	10,200	19,200	25,400	39,000	45,000	51,000
94	Double Sealed (ZZ) bearings (permanently lubricated)- only for ball bearings at DE & NDE)	L33			□	□	□	□	□	□	□	□	□	25,400	39,000	45,000	51,000
95	SKF bearing at DE & NDE	Y94			○	○	○	○	○	○	○	○	○	○	○	○	○
Balance & Vibration Quality																	
96	Vibration Severity Level A				□	□	□	□	□	□	□	□	□	□	□	□	□
97	Vibration Severity Level B	L00			4,400	4,400	4,400	10,800	10,800	10,800	15,400	15,400	25,600	25,600	42,000	42,000	42,000
98	Balancing without key	L01			1,600	1,600	1,600	3,700	3,700	3,700	11,600	11,600	23,200	23,200	37,000	50,000	80,000
99	Full key balancing	L02			1,600	1,600	1,600	3,700	3,700	3,700	11,600	11,600	23,200	23,200	37,000	50,000	80,000
Shaft & Rotor																	
100	Standard Double Shaft Extension (SDSE)	L05		1	3,700	3,700	3,700	4,700	4,700	4,700	9,400	12,400	17,600	21,600	24,000	32,000	51,000
101	Shaft material - Stainless steel	L06			4,800	7,500	10,900	14,100	17,600	22,500							
102	Non-standard cylindrical shaft extension - DE	Y58		*	5,200	5,200	5,200	6,800	6,800	6,800	15,800	21,400	27,800	34,800	40,000	52,000	82,000
103	Non-standard cylindrical shaft extension - NDE	Y59		*1	5,200	5,200	5,200	6,800	6,800	6,800	15,800	21,400	27,800	34,800	40,000	52,000	82,000
104	Special shaft steel:_____	Y60			4,800	5,800	7,400	11,000	12,100	18,900	43,600	68,200	68,800	88,200	1,25,000	1,91,000	3,56,000
105	Tapered shaft extension DE	Y62			On Enquiry												
106	Tapered shaft extension NDE	Y63		*1	On Enquiry												
107	Oil Tight shaft	H23	Only for Flange motors and gear box assembly		3,200	3,200	3,200	4,500	4,500	4,500	8,400	11,400	15,200	22,600	On Enquiry		
Rating Plate & Extra Rating Plate																	
108	Stainless steel nameplate				□	□	□	□	□	□	□	□	□	□	□	□	□
109	Direction indicating arrow - Clockwise	L10			800	800	800	1,000	1,000	1,000	1,600	1,600	2,000	2,000	4,000	5,000	6,000
110	Direction indicating arrow - Counter-clockwise	L11			800	800	800	1,000	1,000	1,000	1,600	1,600	2,000	2,000	4,000	5,000	6,000
111	Extra rating plate with deviating rating plate data	Y80			800	800	800	1,000	1,000	1,000	1,600	1,600	2,000	2,000	4,000	5,000	6,000
112	Extra rating plate with identification code - Auxiliary nameplate	Y82			800	800	800	1,000	1,000	1,000	1,600	1,600	2,000	2,000	4,000	5,000	6,000
113	Nameplate in accordance with IEC	B59	2		800	800	800	1,000	1,000	1,000	1,600	1,600	2,000	2,000	4,000	5,000	6,000
114	Additional information on rating plate and on package label (max. of 20 characters)	Y84			800	800	800	1,000	1,000	1,000	1,600	1,600	2,000	2,000	4,000	5,000	6,000
115	Second rating plate, supplied loose	M10			800	800	800	1,000	1,000	1,000	1,600	1,600	2,000	2,000	4,000	5,000	6,000
Testing Charges																	
116	Witnessing of Routine Test as per IS15999	B65			15,800	15,800	15,800	15,800	15,800	15,800	31,600	31,600	31,600	31,600	64,000	77,000	96,000
117	Visual Inspection (Includes Dimension Measurement and paint shade and thickness)	B66			3,200	3,200	3,200	3,200	3,200	3,200	8,200	8,200	8,800	8,800	16,000	16,000	16,000
118	Type test as per IS 15999	B83			42,000	42,000	42,000	42,000	42,000	42,000	70,000	70,000	94,600	94,600	1,32,000	1,41,000	1,60,000
119	Noise measurement without spectrum analysis with acceptance	B70			On Enquiry												
120	Noise measurement with spectrum analysis with acceptance	B72			On Enquiry												

Notes:

- Not available for IC416 cooling.
- * Prior quotation from works necessary
- Standard Version
- Without additional charges.
- § Suitable for Grid operation only.

Extra Price Calculations

**Accessories/Non std. features are in incremental LP.
Add incremental LP to base price of motor & then offer discount.**

Answering your needs of **Energy Efficient Motors.**

With our technologically advanced in-house test facility for the complete range of IE motors

Based on IEC 60034-30-1, the Indian standard IS 12615 for energy efficient IE2 / IE3 / IE4 motors refers to related standard IS 15999 (Part 2 / Sec 1) & IEC 60034-2-1: 'Rotating electrical machines; Part 2-1 for determining losses and efficiency from tests (excluding machines for traction vehicles)'. This calls for technically advanced test set up for testing the motors.

With our in-house state of the art test facility, the complete range of IE2 / IE3 and IE4 motors can be tested and the declared efficiency values can be met.



State-of-the-art test facility for acceptance testing by customers



First company to have in-house facility for testing complete range of IE motors



Efficiency determination as per IEC 60034-2-1 IS 15999 (Part 2 / Sec 1)



Wi-Fi enabled special working area for customers

CHAMPION Series Motors - 355 Frame size

CHAMPION Series. Degree of Prot. IP55, Ins Class 'F'. Ambient 50°C, S1 duty, Method of Cooling - IC411, 415V ±10%, 50Hz ± 5%, combined ±10%. Prices for IMB3 (foot mounted) versions. Ref. Standard: IS:12615 / IEC:60034-1

IE2 efficiency class - 1SE0..N

2 - Pole 3000 rev/min					4 - Pole 1500 rev/min				
Output		Frame Size	Ordering Code (MLFB)	Unit LP in ₹	Output		Frame Size	Ordering Code (MLFB)	Unit LP in ₹
kW	HP				kW	HP			
415VΔ 50Hz					415VΔ 50Hz				
250	335	355L	1SE0 356-2NC80	31,04,850	250	335	355L	1SE0 356-4NB80	31,41,600
315	425	355L	1SE0 357-2NC80*	34,61,395	315	425	355L	1SE0 357-4NB80	36,03,930
6 - Pole 1000 rev/min									
Output		Frame Size	Ordering Code (MLFB)	Unit LP in ₹	Output		Frame Size	Ordering Code (MLFB)	Unit LP in ₹
kW	HP				kW	HP			
415VΔ 50Hz									
160	215	355L	1SE0 356-6NB80	27,73,540					
200	270	355L	1SE0 357-6NC80	31,70,860					
250	335	355L	1SE0 358-6NB80	32,62,160					

IE3 efficiency class - 1LA2..N (for 2, 4 & 6pole) and 1SE0..Y (for 8pole)



2 - Pole 3000 rev/min					4 - Pole 1500 rev/min				
Output		Frame Size	Ordering Code (MLFB)	Unit LP in ₹	Output		Frame Size	Ordering Code (MLFB)	Unit LP in ₹
kW	HP				kW	HP			
415VΔ 50Hz					415VΔ 50Hz				
250	335	355L	1LA2 356-2NC80	34,71,615	250	335	355L	1LA2 356-4NB80	34,48,280
315	425	355L	1LA2 357-2NC80*	37,79,790	315	425	355L	1LA2 357-4NB80	37,76,220
6 - Pole 1000 rev/min					8 - Pole 750 rev/min				
Output		Frame Size	Ordering Code (MLFB)	Unit LP in ₹	Output		Frame Size	Ordering Code (MLFB)	Unit LP in ₹
kW	HP				kW	HP			
415VΔ 50Hz					415VΔ 50Hz				
160	215	355L	1LA2 356-6NB80	30,44,800	132	180	355L	1SE0 356-8YB80	28,40,795
200	270	355L	1LA2 357-6NC80	34,80,510	160	215	355L	1SE0 357-8YB80	32,13,605
250	335	355L	1LA2 358-6NB80	36,46,940	200	270	355L	1SE0 358-8YB80*	35,36,215

* Temp. rise limited to 80K

1LA2 & 1SE0 motors in 355L frame & construction with feet effective 6th Nov. 2023 have three mounting holes on the NDE corresponding to S, M & L.

CE mark will be stamped on the nameplate only if the motor conforms to the requirements of COMMISSION REGULATION (EU) 2019/1781 of 1st October 2019 and its amendment issued vide COMMISSION REGULATION (EU) 2021/341 of 23rd February 2021 of the European Union as effective from 1st July 2023.

Last digit of order code to change based on construction type

Construction	IMB3	IMB5/V1	IMB14	IMV1 with Canopy	IMB35	IMB34	IMB14
355	0	8	-	4	6	-	-

CHAMPION Series Motors - 355 Frame size - IE4



CHAMPION Series. Degree of Prot. IP55, Ins Class 'F'. Ambient 50°C, S1 duty, Method of Cooling - IC411, 415V ±10%, 50Hz ± 5%, combined ±10%. Prices for IMB3 (foot mounted) versions. Ref. Standard: IS:12615 / IEC:60034-1

IE4 efficiency class - 1LA2..W

2 - Pole 3000 rev/min					4 - Pole 1500 rev/min				
Output		Frame Size	Ordering Code (MLFB)	Unit LP in ₹	Output		Frame Size	Ordering Code (MLFB)	Unit LP in ₹
kW	HP				kW	HP			
415VΔ 50Hz					415VΔ 50Hz				
250	335	355L	1LA2 356-2WC80	41,65,940	250	335	355L	1LA2 356-4WA80	41,14,425
315	425	355L	1LA2 357-2WC80*	45,35,750	315	425	355L	1LA2 357-4WA80	45,31,465
					355	475	355L	-	On request
6 - Pole 1000 rev/min					8 - Pole 750 rev/min				
Output		Frame Size	Ordering Code (MLFB)	Unit LP in ₹	Output		Frame Size	Ordering Code (MLFB)	Unit LP in ₹
kW	HP				kW	HP			
415VΔ 50Hz					415VΔ 50Hz				
160	215	355L	1LA2 356-6WA80	36,33,000	132	180	355L	1SE0 356-8WB80	37,71,200
200	270	355L	1LA2 357-6WA80	41,76,610	160	215	355L	1SE0 357-8WB80	On request
250	335	355L	1LA2 358-6WA80*	43,51,465	200	270	355L	1SE0 358-8WB80*	On request
275	365	355L	-	On request					

1PQ0 Series - Separately cooled Converter duty motors for constant torque applications. Degree of Prot. IP55, Ins Class 'F'. Ambient 50°C, S1 duty, 415V, 50Hz, Class F rise through VFD operation, Cooling- IC 416.



IE3 efficiency class - 1PQ0..Y

2 - Pole 3000 rev/min					4 - Pole 1500 rev/min				
Output		Frame Size	Ordering Code (MLFB)	Unit LP in ₹	Output		Frame Size	Ordering Code (MLFB)	Unit LP in ₹
kW	HP				kW	HP			
415VΔ 50Hz					415VΔ 50Hz				
250	335	355L	1PQ0 356-2YC80	36,63,450	250	335	355L	1PQ0 356-4YB80	35,13,730
315	425	355L	1PQ0 357-2YC80	40,41,985	315	425	355L	1PQ0 357-4YB80	38,53,795
6 - Pole 1000 rev/min					8 - Pole 750 rev/min				
Output		Frame Size	Ordering Code (MLFB)	Unit LP in ₹	Output		Frame Size	Ordering Code (MLFB)	Unit LP in ₹
kW	HP				kW	HP			
415VΔ 50Hz					415VΔ 50Hz				
160	215	355L	1PQ0 356-6YB80 [§]	31,03,085	132	180	355L	1PQ0 356-8YB80	32,69,955
200	270	355L	1PQ0 357-6YC80 [§]	34,06,995	160	215	355L	1PQ0 357-8YB80	36,09,125
250	335	355L	1PQ0 358-6YB80	39,40,750	200	270	355L	1PQ0 358-8YB80 [§]	37,73,640

* Temp. rise limited to 80K

1PQ0 & 1LA2 motors in 355L frame & construction with feet effective 6th Nov. 2023 have three mounting holes on the NDE corresponding to S, M & L.

CE mark will be stamped on the nameplate only if the motor conforms to the requirements of COMMISSION REGULATION (EU) 2019/1781 of 1st October 2019 and its amendment issued vide COMMISSION REGULATION (EU) 2021/341 of 23rd February 2021 of the European Union as effective from 1st July 2023.

& Please contact nearest sales office for CE mark.

For 1PQ0, LP is inclusive of the blower and inverter grade insulation scheme.

Insulated bearings are mandatory for 1PQ0 motors in frames 280 and above when operated in constant torque modes below 5Hz of frequency.


Please refer to Price Add-ons for Accessories & prices of insulated bearings. The insulated bearings are NOT included in these.

§ Please contact nearest sales office for IE3 efficiency class motor.

Please refer to Price Add-ons for Accessories & prices of insulated bearings. The insulated bearings are NOT included in these.

Last digit of order code to change based on construction type

Construction	IMB3	IMB5/V1	IMB14	IMV1 with Canopy	IMB35	IMB34	IMB14
355	0	8	-	4	6	-	-



N – Compact Motors

Driving productivity

With growing challenges in the industry to improve productivity and simultaneously decrease costs, Innomotics offers the high-performance N-Compact Motors that are energy-efficient and offer maximum reliability and flexibility. With its TEFC design these motors are apt for all critical applications.

N-Compact Motors

- Range 250kW - 1250kW (TEFC Enclosure –IC411/IC416)
- Low noise and vibration level
- High power to weight ratio
- Dual cooling circuit for uniform heat dissipation

For more information call us on 1800 209 1800

INNOMOTICS

1LA8 N-compact Motors - IE3



1LA8 N compact Motors. Degree of Prot. IP55, Ins Class 'F'. 415V ±10%, 50Hz ± 5%, combined ±10%, Cooling - IC411, Prices for IMB3 (foot mounted) versions. Amb. 45°C, S1 duty, Ref. Standard: IS:12615 / IEC:60034-1

2 - Pole 3000 rev/min			
Output kW	Frame Size	Ordering Code (MLFB)	Unit LP in ₹
415VΔ 50Hz			
355	355	1LA8 354-2AC70	49,58,360
400	355	1LA8 356-2AC70	50,91,630
500	355	1LA8 357-2AC70	53,43,610
560	400	1LA8 403-2AC70	on Enquiry
630	400	1LA8 405-2AC70	on Enquiry
710*	400	1LA8 407-2AC00	on Enquiry

4 - Pole 1500 rev/min			
Output kW	Frame Size	Ordering Code (MLFB)	Unit LP in ₹
415VΔ 50Hz			
355	355	1LA8 353-4AB70	42,42,600
400	355	1LA8 356-4AB70	47,85,330
500	355	1LA8 357-4AB70	52,73,400
560	400	1LA8 404-4YB70	on Enquiry
630	400	1LA8 406-4AB70	on Enquiry
710*	400	1LA8 407-4AB00	on Enquiry
800*	450	1LA8 452-4AC00	on Enquiry
900*	450	1LA8 454-4AC00	on Enquiry
1000*	450	1LA8 456-4AC00	on Enquiry
1125*	500	1LA8 460-4AD00	on Enquiry
1250*	500	1LA8 462-4AD00	on Enquiry

1LA8 2P motors in frames 355 & 400 will have unidirectional fan for CW rotation as viewed from DE. For CCW direction please explicitly specify in the order.

6 - Pole 1000 rev/min			
Output kW	Frame Size	Ordering Code (MLFB)	Unit LP in ₹
415VΔ 50Hz			
315	355	1LA8 356-6YB70	47,51,100
400	355	1LA8 357-6AB70	49,19,200
450	400	1LA8 402-6AD70	on Enquiry
500	400	1LA8 404-6AD70	on Enquiry
560	400	1LA8 406-6AD70	on Enquiry
630	450	1LA8 452-6AD70	on Enquiry
710*	450	1LA8 454-6AD00	on Enquiry
800*	450	1LA8 456-6AD00	on Enquiry
900*	500	1LA8 460-6AD00	on Enquiry
1000*	500	1LA8 462-6AD00	on Enquiry

8 - Pole 750 rev/min			
Output kW	Frame Size	Ordering Code (MLFB)	Unit LP in ₹
415VΔ 50Hz			
250	355	1LA8 355-8YB70	44,44,660
315	355	1LA8 357-8AB70	50,20,575
355	400	1LA8 402-8AD70	on Enquiry
400	400	1LA8 404-8AD70	on Enquiry
450	400	1LA8 406-8AD70	on Enquiry
500	450	1LA8 452-8AD70	on Enquiry
560	450	1LA8 454-8AD70	on Enquiry
630	450	1LA8 456-8AD70	on Enquiry
710*	500	1LA8 460-8AD00	on Enquiry
790*	500	1LA8 462-8AD00	on Enquiry

Order No. Suffixes

Frame (shaft height)	Last but one place : Figure denoting supply*				Last place : Figure denoting construction		
	400VΔ, 50Hz / 690V Y, 50Hz	415VΔ, 50Hz	500VΔ, 50Hz	690VΔ, 50Hz	IMB3	IMV1 without canopy	IMB35
355	6	7	5	0	0	8	6
400/450/500						-	-

Please contact nearest sales office for higher ambient temperature requirements.

Note: Applicable Standards - 1) ≤ 1000 kW - IS 12615/IEC 60034-1
2) >1000kW - IEC 60034-1

IE efficiency is applicable for ratings upto 1000kW.

* Available with 690VD as grid supplied standard voltage. For any other voltages please contact your nearest sales office.

For 1LA8 operation with VFD, insulated bearing at NDE is mandatory and the price has to be considered extra as per extras for accessories and pricing.

CE mark will be stamped on the nameplate only if the motor conforms to the requirements of COMMISSION REGULATION (EU) 2019/1781 of 1st October 2019 and its amendment issued vide COMMISSION REGULATION (EU) 2021/341 of 23rd February 2021 of the European Union.

1PQ8 - N Compact Motors IE3 for Converter (VFD) Duty Applications



1PQ8 Series - Separately Cooled. Degree of Prot. IP55, Ins Class 'F'. 415V, 50Hz
Cooling IC 416. Prices for IMB3 (foot mounted) versions. Amb. 45°C, S1 duty, Ref. Standard: IS:12615 / IEC:60034-1

2 - Pole 3000 rev/min

Output kW	Frame Size	Ordering Code (MLFB)	Unit LP in ₹
415VΔ 50Hz			
355	355	1PQ8 354-2PC70	54,98,535
400	355	1PQ8 356-2PC70	57,38,985
500	355	1PQ8 357-2PC70	59,52,030
560	400	1PQ8 403-2PC70	on Enquiry
630	400	1PQ8 405-2PC70	on Enquiry
675*	400	1PQ8 407-2PC00	on Enquiry

4 - Pole 1500 rev/min

Output kW	Frame Size	Ordering Code (MLFB)	Unit LP in ₹
415VΔ 50Hz			
355	355	1PQ8 353-4PB70	46,28,140
400	355	1PQ8 356-4PB70	51,66,235
500	355	1PQ8 357-4PB70	56,22,145
560	400	1PQ8 404-4PB70	on Enquiry
630	400	1PQ8 406-4PB70	on Enquiry
670*	400	1PQ8 407-4PB00	on Enquiry
760*	450	1PQ8 452-4PC00	on Enquiry
850*	450	1PQ8 454-4PC00	on Enquiry
950*	450	1PQ8 456-4PC00	on Enquiry
1060*	500	1PQ8 460-4PD00	on Enquiry
1180*	500	1PQ8 462-4PD00	on Enquiry

6 - Pole 1000 rev/min

Output kW	Frame Size	Ordering Code (MLFB)	Unit LP in ₹
415VΔ 50Hz			
315	355	1PQ8 356-6PB70	47,90,740
400	355	1PQ8 357-6PB70	51,20,720
450	400	1PQ8 402-6PD70	on Enquiry
500	400	1PQ8 404-6PD70	on Enquiry
560	400	1PQ8 406-6PD70	on Enquiry
630	450	1PQ8 452-6PD70	on Enquiry
670*	450	1PQ8 454-6PD00	on Enquiry
760*	450	1PQ8 456-6PD00	on Enquiry
850*	500	1PQ8 460-6PD00	on Enquiry
950*	500	1PQ8 462-6PD00	on Enquiry

8 - Pole 750 rev/min

Output kW	Frame Size	Ordering Code (MLFB)	Unit LP in ₹
415VΔ 50Hz			
250	355	1PQ8 355-8PB70	48,12,130
315	355	1PQ8 357-8PB70	54,89,380
355	400	1PQ8 402-8PD70	on Enquiry
400	400	1PQ8 404-8PD70	on Enquiry
450	400	1PQ8 406-8PD70	on Enquiry
500	450	1PQ8 452-8PD70	on Enquiry
560	450	1PQ8 454-8PD70	on Enquiry
630	450	1PQ8 456-8PD70	on Enquiry
670*	500	1PQ8 460-8PD00	on Enquiry
750*	500	1PQ8 462-8PD00	on Enquiry

Order No. Suffixes

Frame (shaft height)	Last but one place : Figure denoting supply#				Last place : Figure denoting construction		
	400VΔ, 50Hz / 690V Y, 50Hz	415VΔ, 50Hz	500VΔ, 50Hz	690VΔ, 50Hz	IMB3	IMV1 without canopy	IMB35
355						8	6
400/450/500	6	7	5	0	0	-	-

Please contact nearest sales office for higher ambient temperature requirements.

Note: Applicable Standards - 1) <= 1000 kW - IS 12615/IEC 60034-1
2) >1000kW - IEC 60034-1

IE efficiency is applicable for ratings upto 1000kW.

* Available with 690VD as standard voltage.

690V Y Design available against requirement. Please contact your nearest Sales Office.



A benchmark for performance

Intermittent (S3/S4) duty motors - For Crane duty applications

- High reliability and uptime
- Low maintenance cost
- Range: 71-355 frames

For more details mail to: motors.in@siemens.com

INNOMOTICS

Price Add-ons

Non-standard features / Accessories - For 1SE0, 1LA2, 1PQ0 & 1LA8 [1PQ8]

Sr. No.	Description	Z-Code	Remarks	Note	Frames 355	Frames 1LA8/1PQ8	Extra as % of LP or Absolute [whichever is lesser]*	
							%	R
Non-standard Winding								
1	Non-standard output	L1Y	Give details in plain text	*	✓	✓	Nil	Nil
2	Non-standard voltage 220-690V and/or Frequency (Grid Supply)		Give details in plain text	#, &	✓	✓	5%	-
3	Class 'H'				✓	✓	7.5%	
4	Anticlockwise direction	K98	Viewed from drive end		✓	✓	Nil	Nil
5	Direction indicating Arrow	N08			✓	✓	Nil	Nil
Winding Protection								
6	3 PTC - Trip	A11	Class B	@	✓	✓	✓	3,150
7	3 + 3 PTC. 3 for Alarm, 3 for Trip	A12	Class B	@	✓	✓	✓	6,300
8	6 PTC - Trip	A13	Class B	@,7	✓	✓	✓	6,300
9	3 PTC - Trip	A14	Class F	@,7	✓	✓	✓	3,150
10	3 + 3 PTC. 3 for Alarm, 3 for Trip	A15	Class F	@,7	✓	✓	✓	6,300
11	6 PTC - Trip	A16	Class F	@,7	✓	✓	✓	6,300
12	RTDs - 3 Nos. PT 100 Simplex	A60	Frame 250 and above	@	✓	✓	✓	11,150
	RTDs - 6 Nos. PT 100 Simplex	A61		✓	✓	✓	22,250	
13	Epoxy gel coat on winding overhang	C46	Class B rise		✓	✓	2%	-
Non-standard Constructions								
14	Construction IMB35				✓	✓	5%	
15	Construction IM V1 - without canopy		For 1LA8/ 1PQ8 possible only up to 400 Frame		✓	✓	5%	
16	Construction IM V1 - with canopy			1	✓	✓	7%	✓
Terminal Box								
17	T. Box on RHS with adaptor piece	K09	For 1LA2, 1SE0 & 1PQ0		✓	✓	-	Nil
18	T. Box on LHS with adaptor piece	K10	For 1LA2, 1SE0 & 1PQ0		✓	✓	-	Nil
19	T. Box on RHS without adaptor piece	K09	For 1LA8 / 1PQ8 only	3	✓	✓	-	Nil
20	T. Box on LHS without adaptor piece	K10	For 1LA8 / 1PQ8 only	3	✓	✓	-	Nil
21	Reducers				✓	✓	✓	4,650
22	Fixing of Cable Glands		To be supplied by Sales after approval from Factory		✓	✓	✓	On Enquiry
23	Flying Leads	K58	Lead length of 3m (approx.)		✓	On Enquiry	5%	-
24	T. box turned 90 deg.	K84	Cable entry from NDE		✓	✓	Nil	Nil
25	T. box turned 180 deg.	K85			✓	✓	Nil	Nil
26	Larger T. Box (one size)	N07			✓	✓		On Enquiry
Shaft extensions and related modifications								
27	Standard Double Shaft Extension	K16		1	✓	✓	5%	✓
28	Non-std. cylindrical Extension	Y55		*	✓	✓	5%	✓
29	Non-std. double Shaft Extension	Y56		*,1	✓	✓	10%	✓
30	Tapered shaft extension				✓	✓		On Enquiry
31	Labyrinth seal	K17			✓	✓	✓	3,800
Bearings								
32	NU bearing at DE	K20			✓	✓	✓	17,850
33	BTDs - 2 Nos. Simplex	A72			✓	✓	✓	10,500
34	Provision of threading for fixing Shock Pulse Monitoring [SPM] Probe for vibration measurement				✓	✓	3%	-
Painting								
35	Epoxy base paint	K26	Shade 631 as per IS:5		✓	✓	5%	✓
36	Epoxy base paint-other shade	K27			✓	✓	10%	✓
37	Normal paint other shade	Y53			✓	✓	5%	✓
38	Only Red-oxide coating	K24			✓	✓	✓	No price reduction

Notes:

- Not available for 1PQ series motors
- Certificate shall be provided on additional costs. Please contact sales office for cost.
- Subsequent change of location from LHS to RHS not possible in 1LA8, 1PQ8. Please contact Sales office.
- Not for 1LA8/1PQ8 Motors
- For 355L frame 1SE0/1LA2 in 4-8P and 1LA8 motors, Sheet Metal fan will be given instead of CI when plastic fan is not acceptable.
- Inverter grade insulation is included in list prices for 1PQ series of motors and 1LA8 series of motors.
- Prices of ACH, 3x PTCs for Alarm and 3x PTCs for Trip are included in the list price for 1LA8 and 1PQ8 Motors

* Prior quotation from works necessary

@ Auxiliary Terminal will be provided in auxiliary terminal box for 1XB7 322 and above

Prior quotation from works necessary for frequency other than 50Hz

! Please contact sales office

& All 60 motors delivered on or after 1st July 2021 will not be marked CE.

+ Extra Price Calculations

- Wherever percentage is mentioned, add to LP and then offer discount.
- Where absolute values are mentioned, same to be directly added to the nett price (No discounts applicable on absolute values).

Price Add-ons

Non-standard features / Accessories - For 1SE0, 1LA2, 1PQ0 & 1LA8 [1PQ8]

Sr. No.	Description	Z-Code	Remarks	Note	Frames 355	Frames 1LA8/1PQ8	Extra as % of LP or Absolute [whichever is lesser]*	
							%	R
NS Fan and Fan Cowl								
39	Metallic Fan (for 1LA0/1SE0/1LA2 series 355 frame 2P motors - CI Fan is standard) all other motors have plastic fan by default	K35	Where Plastic Fan is Std.	1	✓	✓	-	6,500
				5	✓	✓	-	10,500
40	Fan-cowl with canopy	N19			✓	✓	5%	-
41	Clean Flow Fan Cowl (without screen & with canopy)				✓		5%	
Ingress Protection								
42	Type of Protection IP 56	K52		*2	10%	10%		
	Type of Protection IP 65	K50		*2	15%	On Enquiry		
Other Miscellaneous Features								
43	S3/S4 Duty Motors	CDM			✓	✓	✓	Nil
44	Anti-condensation heaters 220 - 240V, 1Ph	K45	For Frames 355	@.7	✓	✓	✓	4,650
45	Vibration Severity Grade R	K01	As per [IS:12075]	*	✓	✓	✓	On Enquiry
46	Increased Flange accuracy	K04	As per [IS:2223]	*	✓	✓	✓	On Enquiry
47	Auxiliary data plate	N09	Specify punching details		✓	✓	✓	Nil
48	Wooden Packing		Frames 355		✓	✓	✓	12,800
			For 1LA8/1PQ8 355		✓	✓		22,500
			For 1LA8/1PQ8 400		✓	✓		25,400
			For 1LA8/1PQ8 450 and above		✓	✓		31,920
49	Sea Worthy Packing		Frames 355		✓	✓	✓	38,220
			For 1LA8/1PQ8 355		✓	✓		50,820
			For 1LA8/1PQ8 400		✓	✓		63,650
			For 1LA8/1PQ8 450 and above		✓	✓		76,250
Converter Fed Motors								
49	Inverter grade winding treatment (Voltages < 500V) VPI = Vacuum Pressure Impregnation	VPI	For frame 355 and 1LA8	6	✓	✓	Nil	-
	Inverter grade winding for Voltages >500V		For frame 355 and 1LA8		✓	✓	✓	On Enquiry
50	Insulated Bearing at NDE	L27	1LA0/1PQ0/1SE0 Frames 355		✓	✓	✓	54,075
			1LA8 Frames 355 [355 Frame 4-8P]		✓	✓	✓	62,000
			1LA8 Frame 355,400 - 2Pole		✓	✓	✓	95,000
			1LA8 Frames 400		✓			76,650
51	Mounting arrangement for encoder [encoder not in Siemens' scope of supply]	G56	Specific models of Baumer, Leine & Linde, and mutually agreed models during enquiry stage.	*	✓	✓	5%	
52	Encoder Mounted on motors. Encoder will be supplied by Siemens in makes as indicated in the remarks column		Specific models of Baumer, Leine & Linde, and mutually agreed models during enquiry stage.	*	✓	✓		On Enquiry
Testing Charges								
53	Witnessing of Routine Test as per IS:325 (IS:15999 wherever applicable)		Frames 355		✓	✓	✓	26,250
			Frames 400 - 500		✓	✓		40,450
54	Type test as per IS:325 (IS:15999 wherever applicable)		Frames 355	4	✓	✓	✓	46,200
			For 1LA8/1PQ8 355 - 400		✓	✓		67,200
			For 1LA8/1PQ8 450	*	✓	✓		78,800

Notes:

- Not available for 1PQ series motors
- Certificate shall be provided on additional costs. Please contact sales office for cost.
- Subsequent change of location from LHS to RHS not possible in 1LA8, 1PQ8. Please contact Sales office.
- Not for 1LA8/1PQ8 Motors
- For 355L frame 1SE0/1LA2 in 4-8P and 1LA8 motors, Sheet Metal fan will be given instead of CI when plastic fan is not acceptable.
- Inverter grade insulation is included in list prices for 1PQ series of motors and 1LA8 series of motors.
- Prices of ACH, 3x PTCs for Alarm and 3x PTCs for Trip are included in the list price for 1LA8 and 1PQ8 Motors

- * Prior quotation from works necessary
- @ Auxiliary Terminal will be provided in auxiliary terminal box for 1XB7 322 and above
- # Prior quotation from works necessary for frequency other than 50Hz
- ! Please contact sales office
- & All 60 motors delivered on or after 1st July 2021 will not be marked CE.
- + Extra Price Calculations**
- a) Wherever percentage is mentioned, add to LP and then offer discount.**
- b) Where absolute values are mentioned, same to be directly added to the nett price (No discounts applicable on absolute values).**



Each time you rise we make sure you are safe

Brake Motors

- Motors with high safety factor
- DC Brakes for faster response
- External brake for easy maintenance
- Environment friendly Brakes
- Range: 71-225 frames

For more details mail to: motors.in@siemens.com

INNOMOTICS

INNOMOTICS

Innomotics Moves! 1LE7

Design & Efficiency Variant						
6 th	7 th	← Position in the MLFB		IEC (Efficiency Class)		
		50Hz	60Hz P50	60Hz P60		
0	1	Single speed - IE2 50Hz	IE2	IE2 or IE1	IE2 or IE1	
0	3	Single speed - IE3 50Hz	IE3	IE3 or IE2	IE3 or IE2	
0	4	Single speed - IE4 50Hz	IE4	IE4 or IE3	IE4 or IE3	
9	1	Single speed - IE2 50Hz Premium Insulation scheme	IE2	IE2 or IE1	IE2 or IE1	
9	3	Single speed - IE3 50Hz Premium Insulation scheme	IE3	IE3 or IE2	IE3 or IE2	
9	4	Single speed - IE4 50Hz Premium Insulation scheme	IE4	IE4 or IE3	IE4 or IE3	

Note: Some motors with 9 in 6th position may have a lower efficiency class than depicted by 7th position

Shaft Height (Position 8 & 9)						
g th	A	B	C	D	E	
0	56	63	71	80	90	
1	100	112	132	160	180	
2	200	225	250	280	-	
3	315	-				

Motor Protection			
15 th	← Position in the MLFB		
A	Without winding protection		
B	3x PTC thermistors for tripping (Class F)		
C	6x PTC thermistors - 3x for alarm and 3x for tripping (Class F)		
H	3x PT100 resistance thermometers in stator winding - 2 wire		
J	6x PT100 resistance thermometers in stator winding - 2 wire		
K	1x Temperature sensor - PT1000		
L	2x Temperature sensor - PT1000		
Z	Q1B	3x PT100 resistance thermometers in stator winding - 3 wire from sensor	
Z	Q2B	6x PT100 resistance thermometers in stator winding - 3 wire from sensor	
Z	Q3A	3x Bi-metallic sensors for trip operation (Thermostats)	
Z	Q9A	6x Bi-metallic sensors (3x for alarm, 3x for tripping) (Thermostats)	
Addition to Position 15 (Value of Position 15 = B)			
B	-Z = Q11	Additional 3x PTC thermistors for tripping	
Addition to Position 15 (Value of Position 15 = B or C with or without Q11)			
B or C	-Z = Q90	Class B PTC thermistors (Alarm 130°C, Trip 140°C)	

Only few cases shown as examples. For further options, please consult nearest Sales office.

Main Series (Low Voltage Motors - Totally Enclosed - Surface Cooled)					
1 st	2 nd	3 rd	4 th	← Position in the MLFB	
1	L	E	7	Self ventilated by a shaft mounted fan TEFC (IC411)	
				(+Z = F70) Force-ventilated by machine mounted separately driven fan TEBC (IC416) earlier 1PQ	

Note:
Motors with a "0" in position no. 6 of the MLFB are provided with a standard insulation scheme which make them even suitable for converter fed operation as below:
 $U_N \leq 480V$ for frames 71 to 225
 $U_N \leq 500V$ for frames 250 to 315

Position in the MLFB
Code suffixes
Type of digit in the position
MLFB

1 st	2 nd	3 rd	4 th	5 th	6 th	7 th	-	8 th	9 th	10 th	11 th	12 th	-	13 th	14 th	15 th	16 th	-	Code for Special Non-standard design, accessories etc.
N	A	A	N	N	N	N	-	N	A	A	N	N	-	N	A	A	N	-	Z
1	L	E	7	5	0	3	-	2	C	B	2	3	-	5	J	H	5	-	Z

Material of Housing & Design	
5 th	← Position in the MLFB
5	Cast Iron - standard output
6	Cast Iron - reduced output - adapted winding

Please refer to page 2 of 2 for frame, pole and output co-ordination tables.

Please refer to page 2 of 2

The 16 digit MLFB Structure for IEC Motors from India.

The New 16 digit MLFB Structure for IEC Cage Induction Motors manufactured in India has been explained here. This chart has been deliberately kept simple for better and easier understanding of the MLFB concept and therefore not all cases may be covered to avoid complicating matters by giving exhaustive information. Only the certain typical values of each digit have been considered as this chart is only to facilitate easy understanding of the new 16 digit structure of the MLFB. For further details and related codes please refer appropriate reference material.

Important: It should be noted that all of the represented MLFB combinations may not be realisable. This chart has been devised to serve as a guide to assist in understanding the MLFB of an existing motor and should not be used to build a new MLFB at user end.

Reference Document Basis: 6ZB5731-0AD30-0AA0 - Structuring of the 16 digit order number for standard motors 1LE, 1MB and 1PC of SAG. There are certain modification w.r.t. Indian market requirement.

Example	
1	1LE7503-2CB23-5JB5-Z, Q90+R50
1LE	New Generation Low Voltage Standard Motor
7	IEC motor made in India
5	Cast Iron Housing - Standard output
0	Single Speed Motor
3	Efficiency class IE3 as per IS:12615-2011
2C	Shaft Height 250
B	4Pole
2	Frame length M, 55kW
3-5	415VA, 50Hz
J	IMB35
B	3x PTCs for trip
5	T. Box on RHS as viewed from DE
Option Z	Q90 (Class B PTCs) + R50 (One size larger T. Box)

Important:
For motors in frames 71 - 225 when required for a voltage $U_N > 480V$, an enquiry with the works is necessary.

All 1LE76 and 60 Hz motors which are delivered on or after 1st July 2021 will not carry CE mark.

No. of Poles	
10 th	← Position in MLFB
A	2
B	4
C	6
D	8

Single Speed

Voltage Code					
Only some generally required codes shown. For details consult BD.					
Position 12 & 13	Frequency 50Hz		Position 12 & 13	Frequency 60Hz	
	Δ	Y		Δ	Y
18	200VΔ	(347VY)	90	230VΔ	400VY
20	360VY				
21	220VΔ	380VY	90	253VΔ	440VY
22	230VΔ	400VY	90	265VΔ	460VY
23	240VΔ	415VY	90	276VΔ	480VY
27	(289VΔ)	500VY	90	332VΔ	575VY
32	360VΔ				
33	380VΔ	660VY	90	440VΔ	757VY
34	400VΔ	690VY	90	460VΔ	-
35	415VΔ	(720VY)	90	480VΔ	-
36	440VΔ				
37	460VΔ				
38	480VΔ				
40	500VΔ	(866VY)	90	575VΔ	-
41	525VΔ				
43	(575VΔ)	1000VY	90	661VΔ	-
46	660VΔ	-	90	-	-
47	690VΔ	-	90	-	-
90	...with MIY - for any other voltage other than those covered above.				

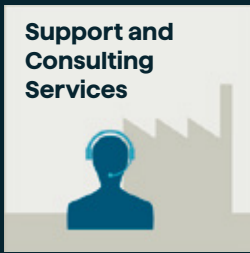
Blue letters in light blue background are the ones being considered currently to be offered with "defined" Voltage codes.

Brown letters in light yellow background will be presently offered with 9-0 and MIY.


Notes: Not all voltage codes may be possible for MLFB:5 = 5 or 6

Terminal Box Position	
16 th	← Position in the MLFB
4	Terminal box on TOP
5	Terminal box on RHS
6	Terminal box on LHS
7	Terminal box at bottom (only for horizontal constructions without feet)

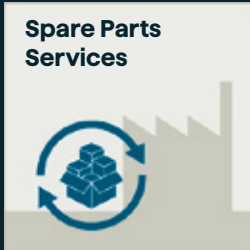
Construction Code	
14 th	← Position in the MLFB
A	IM B3, IM B6, IM B7, IM B8, IM V5, IM V6, (stamped IM B3)
B	
C	IM V5 / IM 1011 (for frames up to 315L only)
D	IM V6 / IM 1031 (for frames up to 315L only)
E	
F	IM B5 / IM 3001, IM V1, IM V3, (stamped IM B5) flange (upto 315M only)
G	IM V1 / IM 3011 flange
H	IM V3 / IM 3031 flange (for frames up to 315M only)
J	IM B35 / IM 2001 flange
K	IM B14 / IM 3601, IM V19 / IM 3631, IM V18 / IM 3611 (stamped IMB14); standard flange (frames up to 132M only)
L	IM V19 / IM 3631 standard flange (for frames up to 132M only)
M	IM V18 / IM 3611 standard flange (for frames up to 132M only)
N	IM B34 / IM 2101 standard flange (for frames up to 132M only)
T	IM B6 / IM 1051 (for frames up to 315L only)
U	IM B7 / IM 1061 (for frames up to 315L only)
V	IM B8 / IM 1071 (for frames up to 315L only)
W	IMV15
Y	IMV36 (IMV35 when used with B59) frames up to 315L only



Support and Consulting Services



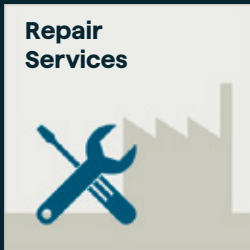
Training Services



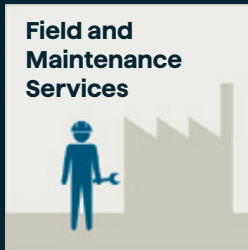
Spare Parts Services



Service Programs and Agreements



Repair Services



Field and Maintenance Services



Retrofit and Modernization Services

Industry Services

A comprehensive portfolio of services for products, systems, and applications as well as value-added and data-based services throughout the entire lifecycle of machines and plants

Our qualified Service Experts support you to achieve increased Productivity, Flexibility and Efficiency. For further support, please contact us using the information below.

Log your Service requests online
<https://srf.industryservices-in.siemens.cloud/Transactions/ServiceRequestForm.aspx>



Call our Customer Care Centre for your service requests
Toll Free No. 1800 209 0987 / 1800 220 987 - 18 x 7 - 6:30 am to 12 pm



Online support for your technical queries and information
www.siemens.com/sios



Avail 24*7 Online Support www.siemens.com/sios
Siemens online support app available for Apple iOS and android smart mobiles



Book your training today.
Latest training calendar available at www.siemens.co.in/sitrain



INNOMOTICS

Notes

A series of horizontal dotted lines for writing notes.

Innovation in Motion

For sales contact:

Siemens Limited

Low Voltage Motors

R&D Technology Centre

Thane Belapur Road, Airoli Node,

Navi Mumbai - 400 708

Email: motors.in@siemens.com

For Life Cycle Support of Products, Systems and Solutions
call us on 1800 209 0987

Product upgradation is a continuous process. Hence, data in this document is subject to change without prior notice. For the latest information, please get in touch with our sales offices.

Globally the Siemens Businesses **Large Drives Applications** and **Low Voltage Motors** have been transferred to **Innomotics GmbH**. The brand change from Siemens to Innomotics, including the Low Voltage Motors Business in India is ongoing.

Siemens' or Innomotics' legal information, trademarks or logos contained in product related documents **do not necessarily represent the actual branding** used for the products. Any technical product information remains valid **independently of the brand**.